

YANMAR

RIDE/ON MOWER

YANMAR

PARTS CATALOG



MODEL

Le20

Published

JAN., 1999

NPC-3658

YOUR PARTS ORDERING

- When placing your parts order with us, Please contact us upon confirming the Model, Part No, Description and Q'ty of the parts you want to order by this parts catalog.
First look for the illustration of the part you want. Then you can find out the necessary informations by tracing the illustration No., as each illustration corresponds to the parts list on the following page.
- All parts the illustrations of which are not numbered shall not be sold separately.
- You are asked to prepare parts, especially consumable parts in the demand season earlier, as orders will come with a rush in this season.
- Parts other than those due to misshipping on your part shall not be allowed to returned in principle.
- Please surely use **YANMAR** Genuine Parts in any **YANMAR** Product.
(Use of similar goods (parts) on the market causes earlier damage or worsening of performance.)

HOW TO READ THIS PARTS CATALOG

- In the case where a Ref. No. given in the list does not agree with the corresponding Sketch No. in illustration (no suffix number as shown below), an illustration for such a New Part has been omitted only in the case of a parts change for which interchangeability Symbol N, R or K is given.
[Example]

Sketch No. in Illustration	Ref. No. in List	
1	1	(Before the change)
1	1	(After the change)
2	2	

7. Indication and meaning of level






Level

-A number of dots indicated is called the level which refers to the assembly-component relation of an assembly part.
(* refers to an assembly part.)
-Refers to a component included in an assembly part indicated by one dot (*).
-Refers to a component included in a complete part indicated by two dots (**).
(It indicates a sub-component of pertinent assembly part indicated by one dot (*).)

8. Indication and meaning of interchangeability symbol

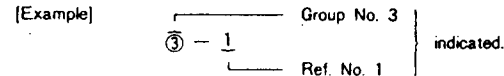
(Given under the column "I" next to the quantity column in the list)

In the case where a parts change took place, one of the following interchangeability symbols is indicated for that part:

Symbol	Interchangeability	Contents note
N	New  Old	New Part is interchangeable for Old Part but not interchangeable conversely.
P	New  Old	Same as symbol N but supply of Old Part is suspended and New Part is sold in the future.
Q	New  Old	New Part is not interchangeable for Old Part but interchangeable conversely.
R	New  Old	New Part is interchangeable for Old Part and vice versa.
S	New  Old	New Part is not interchangeable for Old Part and vice versa.
W		Part newly added.
Z		Part discontinued.
F		Not interchangeable by single part but interchangeable by set of the related parts.
K		Changed only in quantity used

- Remarks (column "R" given at the right end of the list)
9-1) A numerical or alphabetic character (symbol) may be indicated under the column "R".
9-2) A comment (remarks) for a part in question is given at the lower part of the list, following a symbol identical to the aftermentioned symbol when a symbol is indicated under the column "R".
- Virtual No. in illustration

A Sketch No. in illustration containing an encircled numeral indicates other related Group No.




11. Change Effective Machine No.

When a part is changed, a Change Effective Machine No. of such a model for which a New Part is applied is indicated as follows:


[Example] Model columns A ~ F

(Model indication is given in two kinds, namely, 4-model and 6-model indications.)
correspond to A ~ F in front of Change Effective Machine No..

4-model Indication



6-model Indication



[Example] A=F610001 B=F612001

Model column A indicates that a parts change is put into effect from Machine No. 610001 and on. And moreover Model column B indicates that a parts change is put into effect from Machine No. 612001 and on.

[Classification]

E Engine No.
F Machine Body No.
R Rotary Unit No.

} indicated.

12. Additional Group No. found in the Revised Edition

Kindly understand that a Group No. other than consecutive numbers has been entered in the case where the corresponding Group is added within the pertinent Section.

[Example]

Section

BODY SECTION

Group No. Group name

- 46. ENGINE FIXTURE & BATTERY
- 47. FRAME & HYDRAULIC PUMP
- 48. BEVEL GEAR CASE
- 49. TRANSM. CASE & RUNNING CLUTCH
- 50. CONTROL LEVERS
- 51. CRAWLER

- 64. ENGINE FIXTURE & BATTERY (Group added for the YSR1300-N)
- 65. CONTROL LEVERS (Group added for the YSR1300-N)

SNOW REMOVAL SECTION

- 52. CHUTE
- 53. SNOW REMOVAL FRAME & BLOWER

Additional Groups are indicated.

Owing to the improvement of **YANMAR** Product involved or its parts, the contents of this Parts Catalog may be altered without prior notice to you.

SPECIFICATIONS

Model		L _e 20		
Dimensions	1	Overall length	mm	1795
		Overall width	mm	1530
		Overall height	mm	1220
	2	Overall length	mm	2755
		Overall width*	mm	1480
		Overall height	mm	1585
	Wheelbase		mm	1270
Tire tread		Front	mm	810
		Rear	mm	800
Weight	1	Net weight	kg	440
	2	Net weight	kg	510
Engine	Make		Yanmar	
	Rated output		hp	20
	Displacement		cc	784
	No. of cylinders		3	
	Air cleaner		Dry	
	Alternator		volt - A	35A
	Fuel oil tank capacity		ℓ	17.5
Power train and chasis	Transmission		Hydrostatic transmission	
	Travel speed	Forward	km/hr	0 to 12.3
		Reverse	km/hr	0 to 6.1
	Tire	Front(Ply)	16×6.50 - 6 (2)	
		Rear(Ply)	23×10.5 - 12(2)	
	Steering system		Hydraulic power steering(2WS)	
	Brake system		Internal expansion	
	Drive system		2WD	
Cruise control		Equipped		
Mower deck	Type		Side discharge type	
	Cutting width	mm(inch)	1220(48')	
	Cutting height	mm	25 to 108(13 stages)	
	No. of blades		3	
	Drive system		Shaft drive	
Optional attachment	Grass collector (Capacity:550 ℓ)		Yes	
	Cabin		Yes	
	Front sweeper(1.25m)		Yes	
	Front blade(1.25m)		Yes	
	Sand spreader(75 ℓ)		Yes	
	Rear discharge mower (48')		Yes	

1 : Shown without a grass collector

2 : Shown with a grass collector

*At raised deflector position

Note : This is a preliminary brochure and subject to change without notice.

CONTENTS

MODEL : LE-20 - (3TNE68-UMFP)
PC NO : 0CNP3-G65800

Fig.No.	GROUP NAME
ENGINE UNIT(3TNE68-UMFP)	
1.	CYLINDER BLOCK
2.	GEAR HOUSING
3.	OIL SUMP
4.	CYLINDER HEAD & BONNET
5.	SUCTION MANIFOLD
6.	EXHAUST MANIFOLD & SILENCER
7.	CAMSHAFT & DRIVING GEAR
8.	CRANKSHAFT & PISTON
9.	LUBRICATING OIL SYSTEM
10.	COOLING WATER SYSTEM
11.	FUEL OIL INJECTION PUMP
12.	GOVERNOR
13.	FUEL OIL INJECTION VALVE
14.	FUEL OIL LINE
15.	STARTING MOTOR
16.	GENERATOR
ENGINE RELATION UNIT	
17.	ENGINE MOUNTING
18.	ENGINE ACCESSORIES
19.	FUEL TANK
20.	FUEL PIPE
21.	CONTROL VALVE
22.	HYDRAULIC PIPINGS & CYLINDER
23.	HYDRAULIC PIPING(PST)
24.	RADIATOR
25.	BATTERY
26.	ELECTRICAL PARTS
27.	HARNESS

Fig.No.	GROUP NAME
TRANSMISSION UNIT	
28.	TRANSMISSION IN-PUT
29.	TRANSMISSION CASE
30.	COUNTER SHAFT
31.	BRAKE SHAFT
32.	H.S.T
33.	MOWER DRIVE & BELT
34.	TENSION & BELT COVER
35.	MOWER BRAKE & RETURN
FRONT AXLE SECTION	
36.	FRONT AXLE(PST)
37.	REAR AXLE SHAFT
38.	DIFFERENTIAL
39.	TIRE WHEEL
40.	STEERING(PST)
41.	STEERING WHEEL
42.	FRONT LINK
43.	POWER STEERING CYLINDER
CHASSIS FRAME SECTION	
44.	CHASSIS FRAME
45.	LIFT LINK
FITTINGS SECTION	
46.	BONNET
47.	COLUMU COVER(PST)
48.	FENDER
49.	OPERATOR SEAT

CONTENTS

MODEL : LE-20 - (3TNE68-UMFP
PC NO : 0CNP3-G65800

Fig.No. GROUP NAME

CONTROL UNIT

- 50. ENGINE CONTROL
- 51. CHANGE CONTROL
- 52. CRUISE CONTROL
- 53. BRAKE ROD
- 54. BRAKE PEDAL
- 55. CLUTCH LEVER

MOWER UNIT

- 56. MOWER DECK
- 57. MOWER COVER
- 58. ABANDON COVER
- 59. MOWER IN-PUT
- 60. MOWER PULLEY & BELT
- 61. BLADE HOLDER & SHAFT
- 62. TENSION ARM
- 63. MOWER PULLEY & BELT(REU
- 64. BLADE HOLDER(REU
- 65. TEN SION(REU
- 66. BLADE
- 67. GAUGE WHEEL
- 68. GAUGE WHEEL(REAR
- 69. MOWER DECK(REU
- 70. MOWER COVER(REU

THROWER & CATCHER

- 71. THROWER DRIVE
- 72. THROWER JOINT
- 73. THROWER FAN

Fig.No. GROUP NAME

- 74. THROWER CASE & JOINT COVER
- 75. CATCHER
- 76. SENSOR STAY(F
- 77. CATCHER ELECTRICAL PARTS

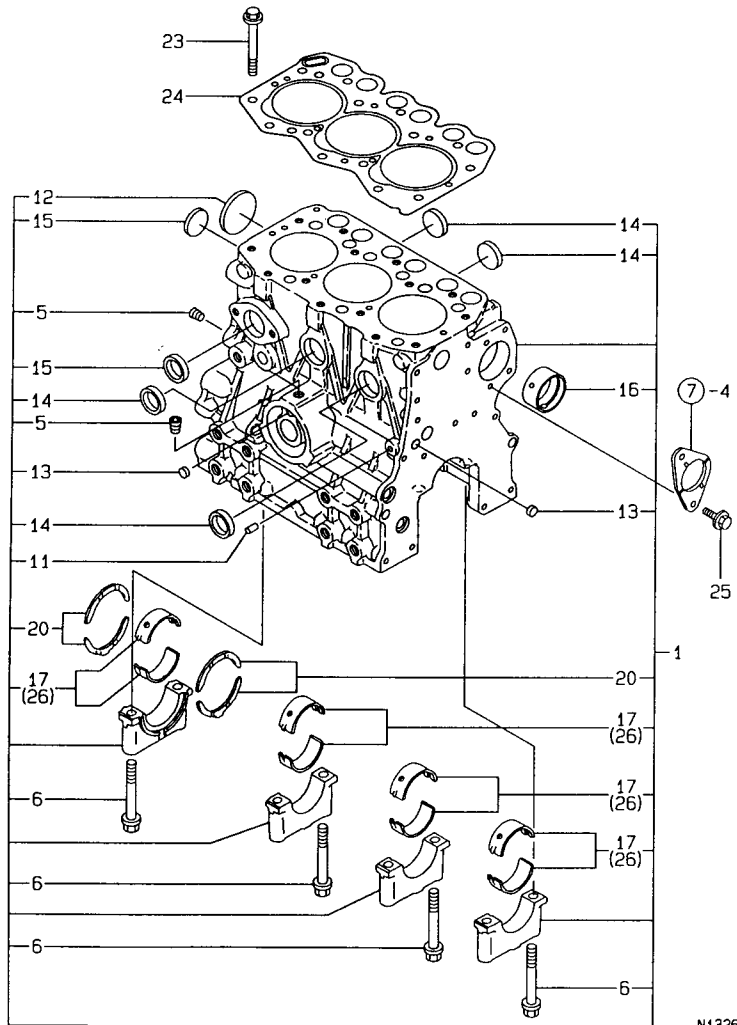
LABELS & ACCESSORIES SECTION

- 78. LABELS
- 79. LABELS(PRODUCT LIABILITY)
- 80. TOOLS

OPTIONAL PARTS UNIT

- 81. WHEEL FLANGE(OPION
- 82. CHAIN COVER(OPTION

1. CYLINDER BLOCK



N132636

-----+
 | 1803 |
 | (1802) |
 +-----+
 NPC-3658

-----+
 | (1) UNDER-SIZE (U.S.=0.25) PART.
 | (REMARKS) "EFFECTIVE MACHINE NO." OF
 |
 | ENGINE IS INDICATED ON THE
 | ENGINE LABEL WHICH IS SHOWN
 | IN FIG.4.
 |

1. CYLINDER BLOCK

98.12.15

(A)=3TNE68-UMFP (D)=
 (B)= (E)=
 (C)= (F)=

REF. NO.	LEV. 0	PART NO.	DESCRIPTION	-----Q'TY-----						I P/U A R
				(A)	(B)	(C)	(D)	(E)	(F)	
1	.	719265-01560	BLOCK ASSY, CYLINDER	1						1
5	..	124060-01050	PLUG PT1/8	2						1
6	..	119260-02020	BOLT	8						1
11	..	27221-060100	PLUG 6X10	1						1
12	..	27231-400000	PLUG 40	1						1
13	..	27241-100000	PLUG 10	2						1
14	..	27241-250000	PLUG 25	4						1
15	..	27241-300000	PLUG 30	2						1
16	..	119266-02410	BUSH	1						1
17	..	719260-02800	MAIN BEARING	4						1
20	..	719260-02930	BEARING, THRUST	2						1
23	.	119266-01200	STUD, CYL. HEAD	14						1
24	.	119265-01341	GASKET, CYL. HEAD	1						1
25	.	26106-060122	BOLT M 6X 12 PLATED	2						10
26	.	719260-02870	MAIN BEARING US=0.25	4						1 (1

-----+
 | 1803 |
 | (1802) |
 +-----+
 NPC-3658

-----+
 | (1) UNDER-SIZE (U.S.=0.25) PART.
 | (REMARKS) "EFFECTIVE MACHINE NO." OF
 |
 | ENGINE IS INDICATED ON THE
 | ENGINE LABEL WHICH IS SHOWN
 | IN FIG.4.
 |

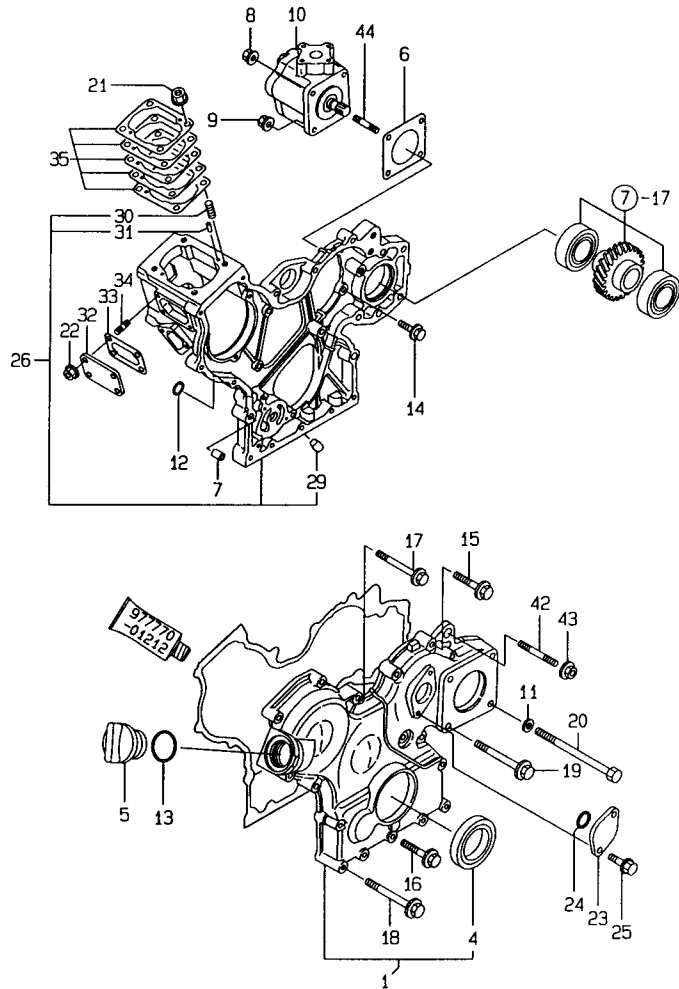
-----+
 | 1803 |
 | (1802) |
 +-----+
 NPC-3658

-----+
 | (1) アンダーサイズ (U.S.=0.25) パーツです。
 | (注) エンジンシリアルナンバーの4ノ
 | *タイメイハイン / コウキチス。
 |

-----+
 | (1) UNDER-SIZE (U.S.=0.25) PART.
 | (REMARKS) "EFFECTIVE MACHINE NO." OF
 |
 | ENGINE IS INDICATED ON THE
 | ENGINE LABEL WHICH IS SHOWN
 | IN FIG.4.
 |

N132636

2. GEAR HOUSING



N132637

 (REMARKS) "EFFECTIVE MACHINE NO." OF
 ENGINE IS INDICATED ON THE
 ENGINE LABEL WHICH IS SHOWN
 IN FIG.4.

1804
 (1802)
 NPC-3658

2. GEAR HOUSING

98.12.15

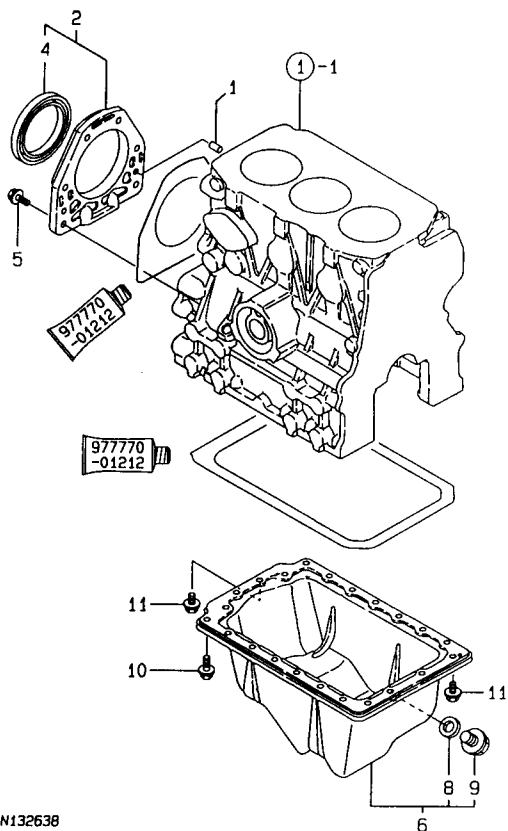
(A)=3TNE68-UMFP (D)=
 (B)= (E)=
 (C)= (F)=

REF. NO.	LEV. 0	PART NO.	DESCRIPTION	Q'TY						I	P	U	A	R
				(A)	(B)	(C)	(D)	(E)	(F)					
1	.	119263-01590	COVER ASSY, GEAR CASE	1										1
4	..	119620-01800	SEAL HTC456208, OIL	1										1
5	.	124160-01751	CAP, LUB.OIL SUPPLY	1										1
6	.	124240-01883	GASKET, (NON-ASB.)	1										1
7	.	119660-01911	PIPE, KNOCK	4										1
8	.	26366-080002	NUT M 8	1										10
9	.	26366-080002	NUT M 8	3										10
10	.	119462-26020	PUMP, HYDRAULIC OIL	1										1
11	.	22137-080000	WASHER 8, POLISHED	2										10
12	.	24311-000120	O-RING 1A P 12.0	2										10
13	.	24311-000320	O-RING 1A P-32.0	1										10
14	.	26106-060162	BOLT M 6X 16 PLATED	6										10
15	.	26106-060302	BOLT M 6X 30 PLATED	4										10
16	.	26106-060402	BOLT M 6X 40 PLATED	3										10
17	.	26106-060502	BOLT M 6X 50 PLATED	3										10
18	.	26106-060652	BOLT M 6X 65 PLATED	6										10
19	.	26106-080702	BOLT M 8X 70 PLATED	1										10
20	.	26116-081302	BOLT M 8X130 PLATED	2										10
21	.	194990-22050	NUT W/WASHER 8	4										1
22	.	26366-060002	NUT M 6	4										10
23	.	121023-01550	COVER, BLIND	1										1
24	.	24341-000240	O-RING 1A S-24.0	1										10
25	.	26106-060162	BOLT M 6X 16 PLATED	2										10
26	.	119263-01490	HOUSING ASSY, GEAR	1										1
29	..	119260-01510	PLUG	1										1
30	..	121450-01560	STUD M 8X 22	4										1
31	..	22351-040010	SPRING PIN 4X10	2										10
32	.	119660-01551	COVER	1										1
33	.	119660-01562	GASKET, (NON-ASB.)	1										1
34	.	119660-01570	STUD M6X12	4										1
35	.	119623-01950	SHIM PACK	1										1
42	.	26216-100352	STUD M10X 35 PLATED	1										1
43	.	26366-100002	NUT M10	1										10
44	.	121450-01560	STUD M 8X 22	1										1

 REMARKS
 (チヌウ) エンジンマシンのシムパックは、この図NO.4のエンジンに
 タイミングの調整をする。 | (REMARKS) "EFFECTIVE MACHINE NO." OF
 ENGINE IS INDICATED ON THE
 ENGINE LABEL WHICH IS SHOWN
 IN FIG.4.

N132637

3. OIL SUMP



N132638

(REMARKS) "EFFECTIVE MACHINE NO." OF	
ENGINE IS INDICATED ON THE ENGINE LABEL WHICH IS SHOWN IN FIG.4.	

1805
(1802)

NPC-3658

3. OIL SUMP

98.12.15

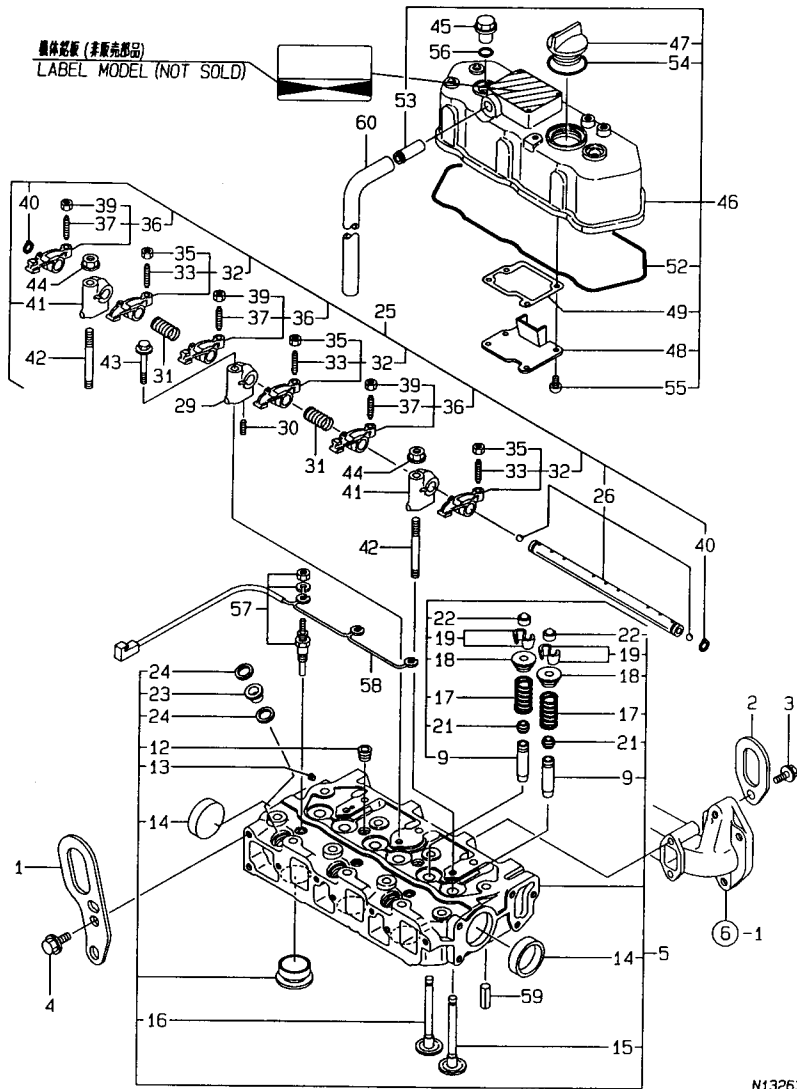
(A)=3TNE68-UMFP (D)=
 (B)= (E)=
 (C)= (F)=

REF. NO.	LEV. 0	PART NO.	DESCRIPTION	-QTY-						I	P/U	A	R
				(A)	(B)	(C)	(D)	(E)	(F)				
1	.	119620-01620	PARALLEL PIN 6X10	2								1	
2	.	719620-01650	CASE ASSY, OIL SEAL	1								1	
4	..	124085-02220	SEAL, OIL	1								1	
5	.	26106-060222	BOLT M 6X 22 PLATED	6								10	
6	.	119258-01770	PAN, LUB OIL	1								1	
8	..	22190-120002	SEAL WASHER 12	1								10	
9	..	23887-120002	PLUG 12, HEX.	1								1	
10	.	26106-060082	BOLT M 6X 8 PLATED	16								10	
11	.	26106-060122	BOLT M 6X 12 PLATED	6								10	

REMARKS (710) エンジンがシヤツコウキハコトクNO.4ノ	
*タイメイハブノコウキチマス。	(REMARKS) "EFFECTIVE MACHINE NO." OF ENGINE IS INDICATED ON THE ENGINE LABEL WHICH IS SHOWN IN FIG.4.

N132638

4. CYLINDER HEAD & BONNET



(1) REPAIR PART.
 (REMARKS) "EFFECTIVE MACHINE NO." OF
 ENGINE IS INDICATED ON THE
 ENGINE LABEL WHICH IS SHOWN
 IN FIG.4.

1806
 (1802)
 NPC-3658

4. CYLINDER HEAD & BONNET

98.12.15

(A)=3TNE68-UMFP (D)=
 (B)= (E)=
 (C)= (F)=

REF. NO.	LEV. 0	PART NO.	DESCRIPTION	Q'TY						I	P/U	A	R
				(A)	(B)	(C)	(D)	(E)	(F)				
1	.	119260-07900	LIFTER, ENGINE	1								1	
2	.	119225-07910	LIFTER, ENGINE	1								1	
3	.	26106-080142	BOLT M 8 X 14 PLATED	1								10	
4	.	26106-080162	BOLT M 8 X 16 PLATED	2								10	
5	.	119265-11700	HEAD ASSY, CYLINDER	1								1	
9	..	119260-11800	GUIDE, VALVE	6								1	(1)
12	..	23871-030000	PLUG PT3/8, SCREW	2								1	
13	..	27221-050080	PLUG 5X 8	1								1	
14	..	27241-350000	PLUG 35	2								1	
15	..	119260-11100	VALVE, SUCTION	3								1	
16	..	119260-11110	VALVE, EXHAUST	3								1	
17	..	114250-11120	SPRING, VALVE	6								1	
18	..	114250-11180	RETAINER, SPRING	6								1	
19	..	714250-11570	COTTER ASSY	6								2	
21	..	119260-11340	SEAL, VALVE STEM	6								1	
22	..	119260-11370	CAP, VALVE	6								1	
23	..	119600-11450	PROTECTOR, NOZZLE	3								1	
24	..	119600-11460	GASKET, NOZZLE	6								1	
25	.	119260-11200	SUPPORT ASSY, ARM	1								1	
26	..	119260-11240	SHAFT ASSY, ARM	1								1	
29	..	119260-11260	SUPPORT, ROCKER ARM	1								1	
30	..	119260-11270	SCREW	1								1	
31	..	119260-11280	SPRING	2								1	
32	..	719260-11650	ARM ASSY, ROCKER	3								1	
33	...	105010-11230	SCREW, VALVE	3								1	
35	...	26756-060002	LOCK NUT 6	3								10	
36	..	719260-11660	ARM ASSY, ROCKER	3								1	
37	...	105010-11230	SCREW, VALVE	3								1	
39	...	26756-060002	LOCK NUT 6	3								10	
40	..	22242-000100	CIRCLIP 10	2								10	
41	..	119265-11260	SUPPORT, ROCKER ARM	2								1	
42	.	119620-11350	STUD	2								1	
43	.	26106-080452	BOLT M 8 X 45 PLATED	1								10	
44	.	26366-080002	NUT M 8	2								10	
45	.	124160-11360	KNOB	2								1	
46	.	119260-11330	BONNET ASSY, (NON-ASB)	1								1	
47	..	124160-01751	CAP, LUB.OIL SUPPLY	1								1	
48	..	119260-03020	PLATE, SHELTER	1								1	
49	..	119260-03031	GASKET, (NON-ASB.)	1								1	
52	..	119260-11310	GASKET, BONNET	1								1	
53	..	118400-03060	JOINT, BREATHER	1								1	
54	..	24311-000320	O-RING 1A P-32.0	1								10	
55	..	22857-500100	SCREW 5X10, TAPPING	4								10	
56	.	24311-000120	O-RING 1A P 12.0	2								10	
57	.	129155-77800	PLUG, GLOW	3								1	
58	.	119645-77820	CONNECTOR, GLOW PLUG	1								1	
59	.	22351-060012	SPRING PIN 6X12	2								10	
60	.	23065-120500	PIPE, VINYL 12X 500	1								1	

REMARKS
 (1) ホヨクフ"ヒンテ"ス。 (1) REPAIR PART.
 (手) エンシ"ンフ" シ"ツシ"コ"ウキ ハ コウモクNO.4 ノ (REMARKS) "EFFECTIVE MACHINE NO." OF
 キタイメイ"ハ"ン ノ コ"ウキ"テ"ス。 ENGINE IS INDICATED ON THE
 ENGINE LABEL WHICH IS SHOWN
 IN FIG.4.

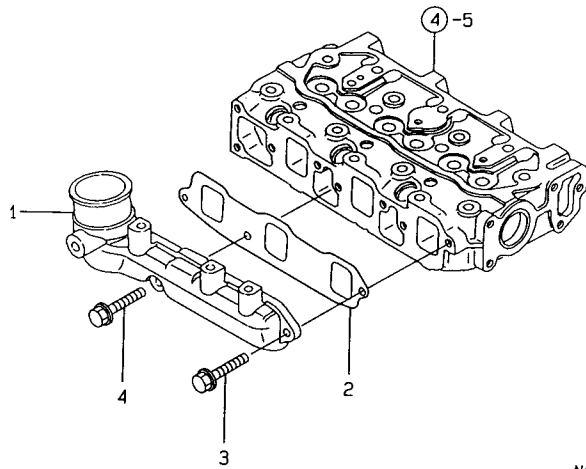
5. SUCTION MANIFOLD

1807
1802
NPC-3658

5. SUCTION MANIFOLD

98.12.15

(A)=3TNE68-UMFP (D)=
(B)= (E)=
(C)= (F)=



N132640

(REMARKS) "EFFECTIVE MACHINE NO." OF
ENGINE IS INDICATED ON THE
ENGINE LABEL WHICH IS SHOWN
IN FIG.4.

REF. NO.	LEV. 0	PART NO.	DESCRIPTION	Q'TY						I	P	U	A	R
				(A)	(B)	(C)	(D)	(E)	(F)					
1	.	119270-12100	MANIFOLD, SUCTION	1										1
2	.	119270-12110	GASKET, SUC.MANIFOLD	1										1
3	.	26106-060162	BOLT M 6X 16 PLATED	2										10
4	.	26106-060282	BOLT M 6X 28 PLATED	1										10

REMARKS
(手立) エンジンラシ ヨツシコウキ ハ コウモクNO.4 ノ
キタイメイハシノ コウキチス。 (REMARKS) "EFFECTIVE MACHINE NO." OF
ENGINE IS INDICATED ON THE
ENGINE LABEL WHICH IS SHOWN
IN FIG.4.

N132640

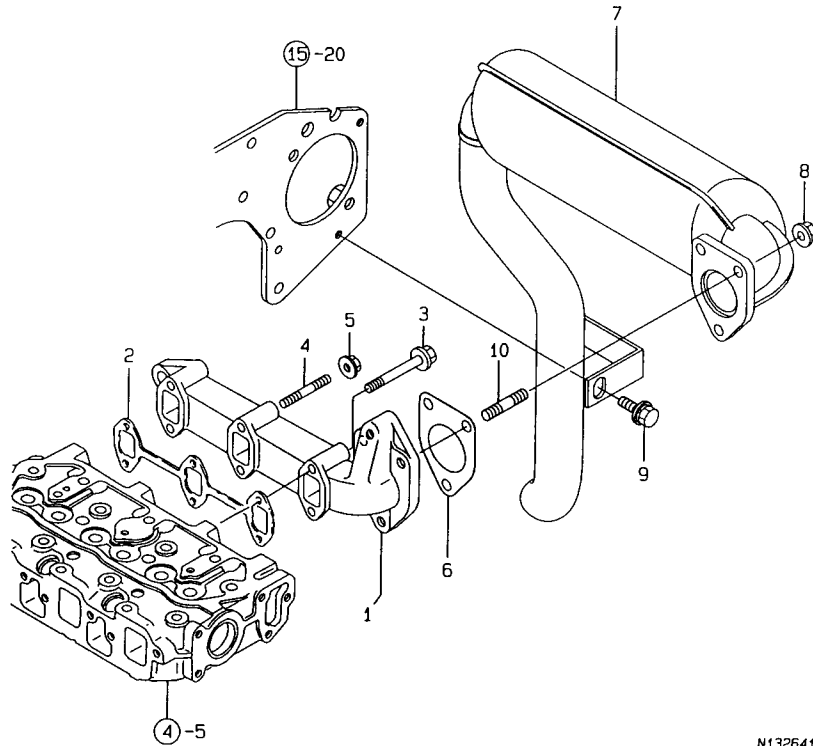
6. EXHAUST MANIFOLD & SILENCER

1808
1802
NPC-3658

6. EXHAUST MANIFOLD & SILENCER

98.12.15

(A)=3TNE68-UMFP (D)=
(B)= (E)=
(C)= (F)=



N132641

REF. NO.	LEV. 0	PART NO.	DESCRIPTION	Q'TY						I P/U A R
				(A)	(B)	(C)	(D)	(E)	(F)	
1	-	119225-13101	MANIFOLD, EXHAUST	1						1
2	-	119260-13110	GASKET, EXH.MANIFOLD	1						1
3	-	26106-060402	BOLT M 6X 40 PLATED	4						10
4	-	26216-060402	STUD M 6X 40 PLATED	2						1
5	-	26366-060002	NUT M 6	2						10
6	-	119260-13202	GASKET, (NON-ASB.)	1						1
7	-	119258-13500	SILENCER	1						1
8	-	26366-080002	NUT M 8	3						10
9	-	26014-080252	BOLT M 8X 25	1						10
10	-	26216-080202	STUD M 8X 20 PLATED	3						1

(REMARKS)"EFFECTIVE MACHINE NO." OF

ENGINE IS INDICATED ON THE ENGINE LABEL WHICH IS SHOWN IN FIG.4.

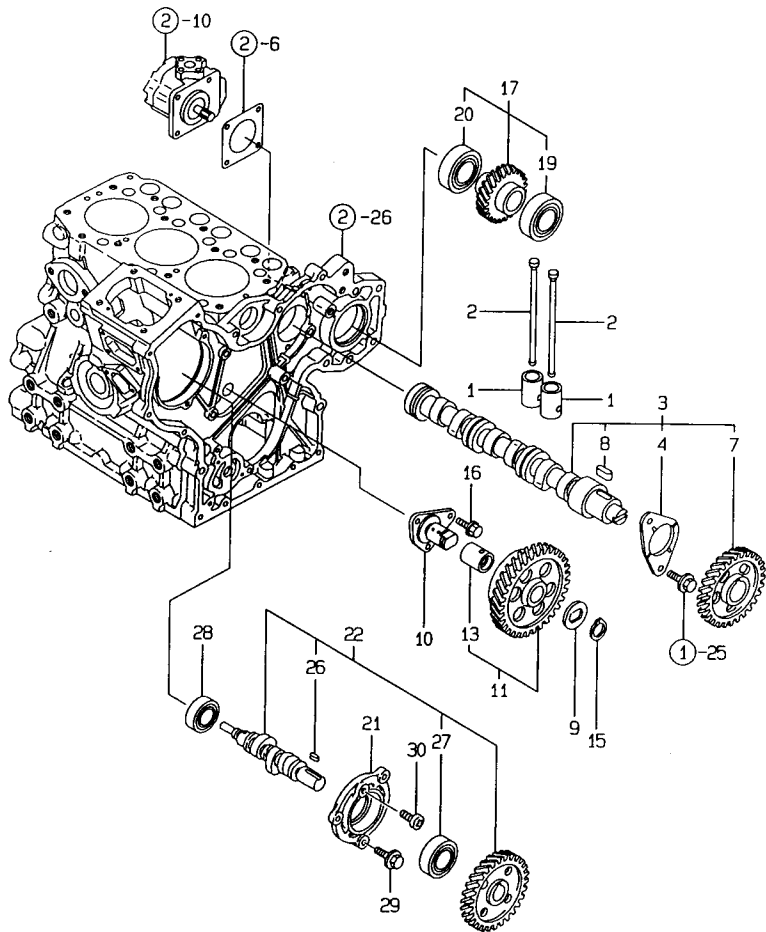
REMARKS (子1ク) エンジンノ シヤツコウキ ノ コウモクNO.4 ノ (REMARKS)"EFFECTIVE MACHINE NO." OF

*タイムリハツク ノ コウキチニス。

ENGINE IS INDICATED ON THE ENGINE LABEL WHICH IS SHOWN IN FIG.4.

N132641

7. CAMSHAFT & DRIVING GEAR



N132642

(1) REPAIR PART.
 (REMARKS) "EFFECTIVE MACHINE NO." OF
 ENGINE IS INDICATED ON THE
 ENGINE LABEL WHICH IS SHOWN
 IN FIG.4.

+-----+
 | 1B09 |
 | (1B02) |
 +-----+
 NPC-3658

7. CAMSHAFT & DRIVING GEAR

98.12.15

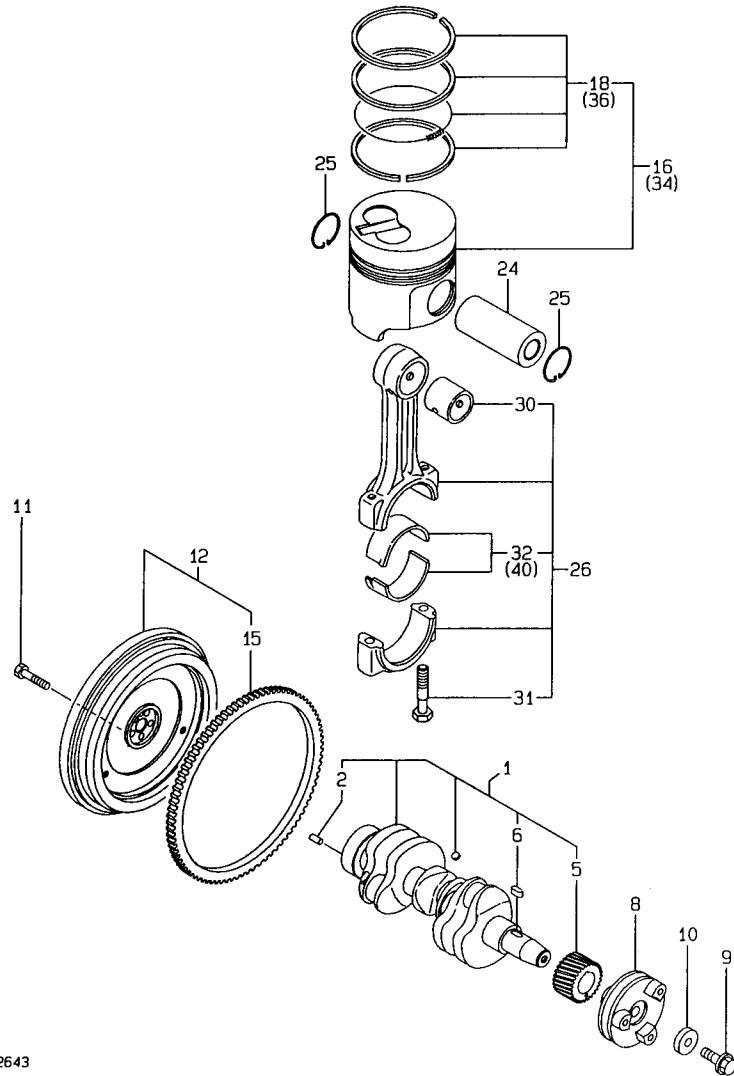
(A)=3TNE68-UMFP (D)=
 (B)= (E)=
 (C)= (F)=

REF. NO.	LEV. 0	PART NO.	DESCRIPTION	Q'TY-----						I P/U A R
				(A)	(B)	(C)	(D)	(E)	(F)	
1	.	119260-14200	TAPPET	6						1
2	.	119260-14400	ROD, PUSH	6						1
3	.	119260-14580	CAMSHAFT ASSY	1						1
4	..	119620-02450	BEARING, THRUST	1						1
7	..	119260-14100	GEAR, CAMSHAFT	1						1
8	..	22512-040120	KEY 4X 12	1						1
9	.	119660-25022	RETAINER, IDLE GEAR	1						1
10	.	119660-25052	SHAFT, IDLE GEAR	1						1
11	.	119260-25100	GEAR W/BUSH, IDLE	1						1
13	..	119620-25912	BUSH	1						1 (1)
15	.	22242-000200	CIRCLIP 20	1						10
16	.	26106-060122	BOLT M 6X 12 PLATED	3						10
17	.	119263-26001	GEAR ASSY, HYDR.PUMP	1						1
19	..	129350-26490	BALL BEARING	1						1
20	..	24104-060054	BALL BEARING	1						1
21	.	119660-01821	BEARING, FUEL CAM.	1						1
22	.	119225-14200	CAM ASSY, F.I. PUMP	1						1
26	..	22512-040120	KEY 4X 12	1						1
27	..	24102-063034	BALL BEARING 6303U	1						1
28	.	24101-062034	BALL BEARING	1						1
29	.	26106-060162	BOLT M 6X 16 PLATED	3						10
30	.	26587-080102	SCREW M 8X 10	1						10

REMARKS -----
 (1) ホヨクフヒンチキス。 (1) REPAIR PART.
 (チユク) エンジンフ シツシコウキ ハ コウモクNO.4 ノ (REMARKS) "EFFECTIVE MACHINE NO." OF
 キタイメイハシノ コウキチキス。 ENGINE IS INDICATED ON THE
 ENGINE LABEL WHICH IS SHOWN
 IN FIG.4.

N132642

8. CRANKSHAFT & PISTON



N132643

 | (1) REPAIR PART.
 | (2) OVER-SIZE (O.S.=0.25) PART.
 | (3) UNDER-SIZE (U.S.=0.25) PART.
 | (REMARKS) "EFFECTIVE MACHINE NO." OF
 | ENGINE IS INDICATED ON THE
 | ENGINE LABEL WHICH IS SHOWN
 | IN FIG.4.

 | 1B10
(1B02)
 NPC-3658

8. CRANKSHAFT & PISTON

98.12.15

(A)=3TNE68-UMFP (D)=
 (B)= (E)=
 (C)= (F)=

REF. NO.	LEV. 0	PART NO.	DESCRIPTION	-----Q'TY-----						I	P	U	A	R
				(A)	(B)	(C)	(D)	(E)	(F)					
1	.	119265-21700	CRANKSHAFT ASSY	1										1
2	..	129100-01580	PARALLEL PIN 8X16	1										1
5	..	119260-21200	GEAR, CRANKSHAFT	1										1
6	..	22512-040120	KEY 4X 12	1										1
8	.	119260-21650	V-PULLEY	1										1
9	.	119621-21680	BOLT M12X1.25, FLANGE	1										1
10	.	119620-21941	WASHER	1										1
11	.	119620-21500	BOLT, FLYWHEEL	5										1
12	.	119255-21590	FLYWHEEL ASSY	1										1
15	..	124060-21600	GEAR, RING	1										1
16	.	119265-22601	PISTON W/RINGS	3										1
18	..	119265-22500	RING SET	3										1
24	.	119265-22300	PIN, PISTON	3										1
25	.	22252-000200	CIRCLIP 20	6										10
26	.	119265-23100	ROD ASSY, CONNECTING	3										1
30	..	119620-23910	BUSH, PISTON PIN	3										1 (1)
31	..	119265-23200	BOLT, ROD	6										1
32	..	719260-23600	BEARING, CRANKPIN	3										1
34	.	119265-22930	PISTON W/RING OS=.25	3										1 (2)
36	..	119265-22950	RING SET O.S=0.25	3										1 (2)
40	.	719260-23610	BEARING, PIN U.S=0.25	3										1 (3)

----- REMARKS -----
 (1) ホヨウフ^レヒンチ^ャス。 | (1) REPAIR PART.
 (2) オーハ^ハーサイズ[〃] (O.S=0.25) フ^レヒンチ^ャス。 | (2) OVER-SIZE (O.S=0.25) PART.
 (3) アンダ^ハーサイズ[〃] (U.S=0.25) フ^レヒンチ^ャス。 | (3) UNDER-SIZE (U.S=0.25) PART.
 (チ^ツク) エンシ^ンンフ^レ シ^ツツヨコ^ウキ ハ コウモク^ノ.4 | (REMARKS) "EFFECTIVE MACHINE NO." OF
 *タイメイ^ハン^ノ コウモク^チス。 | ENGINE IS INDICATED ON THE
 | ENGINE LABEL WHICH IS SHOWN
 | IN FIG.4.

N132643

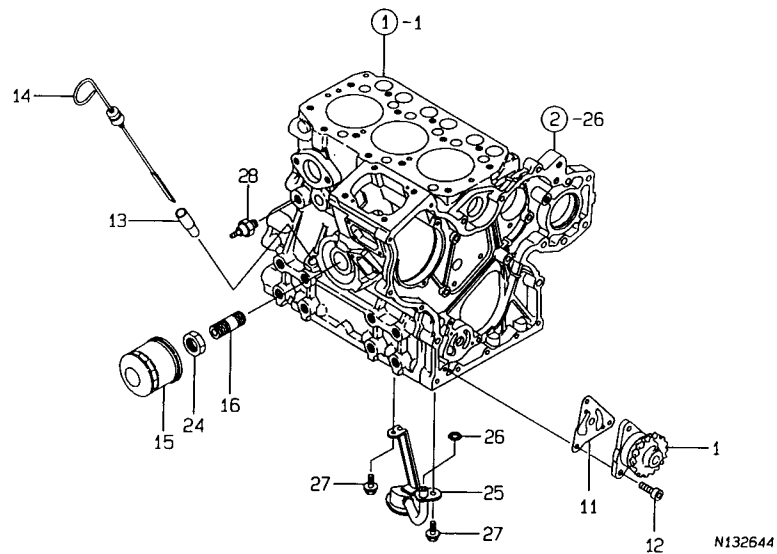
9. LUBRICATING OIL SYSTEM

9. LUBRICATING OIL SYSTEM

98.12.15

1811
1802
NPC-3658

(A)=3TNE68-UMFP (D)=
(B)= (E)=
(C)= (F)=



REF. NO.	LEV. 0	PART NO.	DESCRIPTION	Q'TY						I P/U A R
				(A)	(B)	(C)	(D)	(E)	(F)	
1	-	119260-32000	PUMP ASSY, LUB. OIL	1						1
11	-	119660-32020	GASKET, L.O.PUMP	1						1
12	-	26450-060202	BOLT M 6X 20	3						10
13	-	121520-34810	GUIDE, DIPSTICK	1						1
14	-	129132-34800	DIPSTICK	1						1
15	-	119305-35150	FILTER, LUB. OIL	1						1
16	-	119225-35300	VALVE ASSY,OIL PRESS	1						1
24	-	129150-35350	NUT	1						1
25	-	119260-35090	PIPE, OIL INLET	1						1
26	-	119209-35030	O-RING	1						1
27	-	26106-060122	BOLT M 6X 12 PLATED	2						10
28	-	124160-39450	SWITCH, OIL PRESSURE	1						1

 (REMARKS)"EFFECTIVE MACHINE NO." OF
 | ENGINE IS INDICATED ON THE
 | ENGINE LABEL WHICH IS SHOWN
 | IN FIG.4.

REMARKS
 (チク) エンジンが シツシコウキ ハ コウモクNO.4 ノ
 *タイメイハシノ コウキチニス。 | (REMARKS)"EFFECTIVE MACHINE NO." OF
 | ENGINE IS INDICATED ON THE
 | ENGINE LABEL WHICH IS SHOWN
 | IN FIG.4.

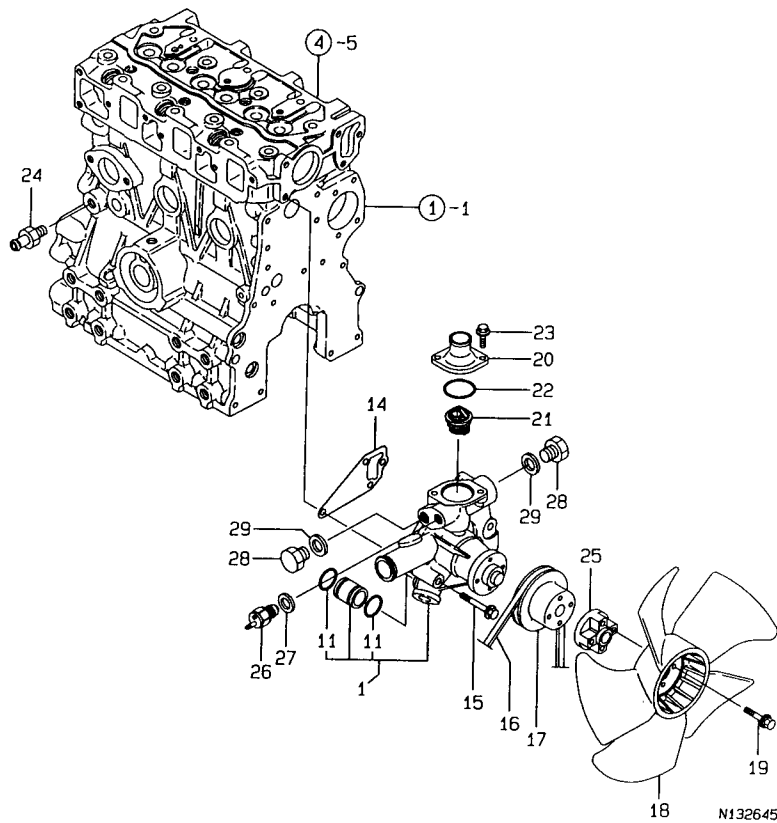
10. COOLING WATER SYSTEM

1812
(1802)
NPC-3658

10. COOLING WATER SYSTEM

98.12.15

(A)=3TNE68-UMFP (D)=
(B)= (E)=
(C)= (F)=

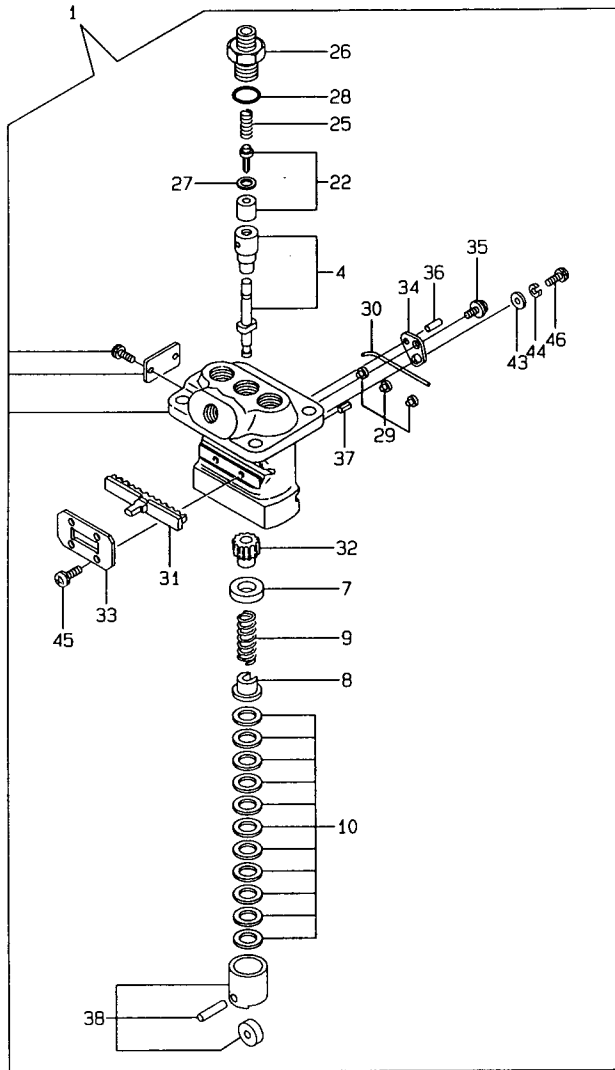


REF. NO.	LEV. 0	PART NO.	DESCRIPTION	-----Q'TY-----						I	P	U	A	R
				(A)	(B)	(C)	(D)	(E)	(F)					
1	-	119254-42000	PUMP ASSY, C. WATER	1									1	
11	--	24311-000210	O-RING 1A P-21.0										10	
14	-	119260-42020	GASKET, C.W. PUMP	1									1	
15	-	26106-080452	BOLT M 8X 45 PLATED	3									10	
16	-	119256-42290	V-BELT 33.5	1									1	
17	-	119620-42350	V-PULLEY, C.W. PUMP	1									1	
18	-	119258-44740	FAN(D300,SUCTION	1									1	
19	-	26106-060302	BOLT M 6X 30 PLATED	4									10	
20	-	129350-49530	COVER, THERMOSTAT	1									1	
21	-	119621-49800	THERMOSTAT,82 DEG	1									1	
22	-	129350-49541	GASKET, (NON-ASB.)	1									1	
23	-	26106-080202	BOLT M 8X 20 PLATED	2									10	
24	-	121550-49111	JOINT PT1/4	1									1	
25	-	121267-44760	SPACER	1									1	
26	-	121250-44901	SWITCH, THERMO(110°C	1									1	
27	-	124465-44950	GASKET 16	1									1	
28	-	121450-42450	PLUG M16	2									1	
29	-	124465-44950	GASKET 16	2									1	

(REMARKS)"EFFECTIVE MACHINE NO." OF
ENGINE IS INDICATED ON THE
ENGINE LABEL WHICH IS SHOWN
IN FIG.4.

REMARKS
(ヲ) エンジンラ ンツコウキ ハ コウモクノ.4 ノ (REMARKS)"EFFECTIVE MACHINE NO." OF
キタイメイハコ ノ コウキテス。 ENGINE IS INDICATED ON THE
ENGINE LABEL WHICH IS SHOWN
IN FIG.4.

11. FUEL OIL INJECTION PUMP



N132646

(REMARKS) "EFFECTIVE MACHINE NO." OF
ENGINE IS INDICATED ON THE
ENGINE LABEL WHICH IS SHOWN
IN FIG.4.

1B13
(1B02)
NPC-3658

11. FUEL OIL INJECTION PUMP

98.12.15

(A)=3TNE68-UMFP (D)=
(B)= (E)=
(C)= (F)=

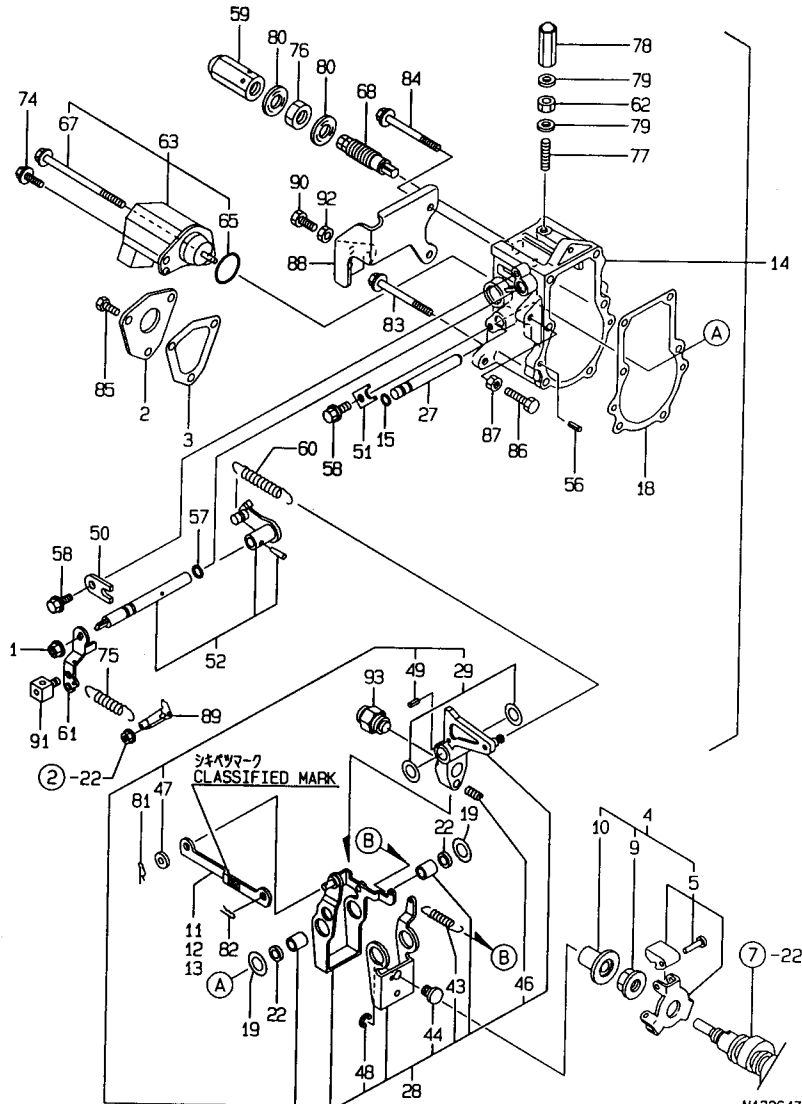
REF. NO.	LEV. 0	PART NO.	DESCRIPTION	-----Q'TY-----						I P/U A R
				(A)	(B)	(C)	(D)	(E)	(F)	
1	.	719225-51100	PUMP ASSY, F.INJECT.	1						1
4	..	119225-51100	PLUNGER W/BARREL	3						1
7	..	119620-51170	RETAINER	3						1
8	..	119620-51180	RETAINER	3						1
9	..	119620-51190	SPRING, PLUNGER	3						1
10	..	119620-51250	SHIM PACK	3						1
22	..	119225-51300	VALVE W/SEAT, DELIV.	3						1
25	..	105546-51330	SPRING, DELIV. VALVE	3						1
26	..	119620-51340	HOLDER, DELIV. VALVE	3						1
27	..	119620-51350	GASKET, DELIVERY	3						1
28	..	119620-51370	O-RING	3						1
29	..	119620-51450	GUIDE, PLUNGER	3						1
30	..	119620-51461	PIN	1						1
31	..	119660-51500	RACK	1						1
32	..	119620-51510	PINION	3						1
33	..	119660-51530	RETAINER, RACK	1						1
34	..	119620-51650	PLATE	2						1
35	..	119620-51660	SCREW	2						1
36	..	119620-51670	PIN	2						1
37	..	119620-51680	PIN	1						1
38	..	119620-51700	TAPPET ASSY	3						1
43	..	22137-040000	WASHER 4, POLISHED	2						10
44	..	22217-040000	SPRING WASHER 4	2						10
45	..	26022-040082	SCREW M 4X 8	4						10
46	..	26587-040102	SCREW M 4X 10	2						10

REMARKS
(チユウ) エンジンマシンの有効機番 No.4 / (REMARKS) "EFFECTIVE MACHINE NO." OF
*タイメイハシノコウキチマシ。

ENGINE IS INDICATED ON THE
ENGINE LABEL WHICH IS SHOWN
IN FIG.4.

N132646

12. GOVERNOR



(1) SELECTIVE PARTS: CERTAIN THE CLASSIFICATION MARK, THEN PLACE YOUR ORDER (REFER TO ILLUSTRATION) (REMARKS) "EFFECTIVE MACHINE NO." OF ENGINE IS INDICATED ON THE ENGINE LABEL WHICH IS SHOWN IN FIG.4.

1814
(1802)
NPC-3658

12. GOVERNOR

98.12.15

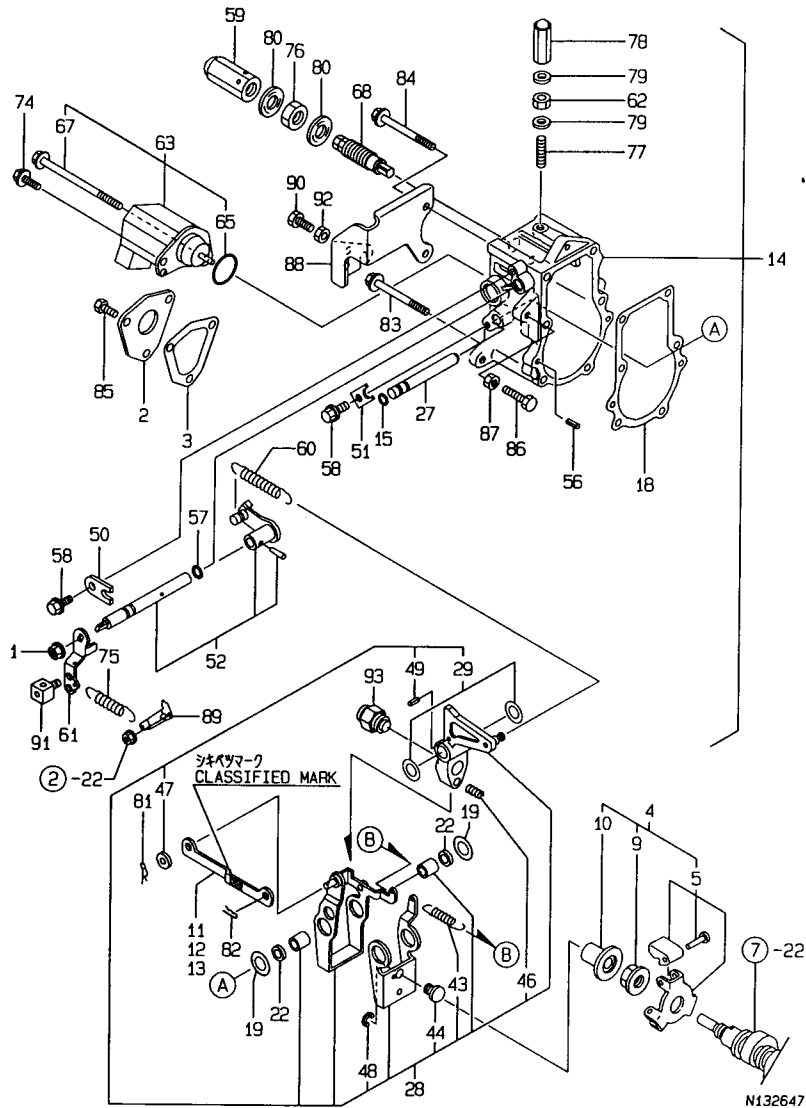
(A)=3TNE68-UMFP (D)=
(B)= (E)=
(C)= (F)=

REF. NO.	LEV. 0	PART NO.	DESCRIPTION	-----Q'TY-----						I	P	U	A	R
				(A)	(B)	(C)	(D)	(E)	(F)					
1	.	194990-22050	NUT W/WASHER 8	1										1
2	.	119660-61060	COVER, GOVERNOR CASE	1										1
3	.	119660-61071	GASKET, (NON-ASB.)	1										1
4	.	119600-61100	DRIVING SET, GOV.	1										1
5	..	119600-61200	WEIGHT ASSY, GOV.	1										1
9	..	119660-61300	NUT, GOVERNOR WEIGHT	1										1
10	..	119660-61341	SLEEVE, GOVERNOR	1										1
11	.	119660-61121	LINK L=88.8(NO COLOR)	1										1 (1
12	.	119660-61140	LINK L=88.6(WHITE)	1										1 (1
13	.	119660-61150	LINK L=89.0(RED)	1										1 (1
14	.	119288-61200	CASE ASSY, GOVERNOR	1										1
15	..	129155-51280	O-RING S6	1										1
18	..	119660-61052	GASKET, (NON-ASB.)	1										1
19	..	119660-61460	SHIM SET	1										1
22	..	129155-61480	SPACER ASSY	2										1
27	..	119660-61491	SHAFT, GOVERNOR LEVER	1										1
28	..	119288-61510	LEVER ASSY, GOVERNOR	1										1
29	...	174307-51700	SHIM SET	2										1
43	...	119232-61540	SPRING, LEVER	1										1
44	...	119600-61541	SHIFTER, P.T.O.	1										1
46	...	119600-61650	SPRING, STARTING	1										1
47	...	22117-040000	WASHER 4	1										10
48	...	22272-000040	CIRCLIP E- 4	1										10
49	...	22351-030014	SPRING PIN 3X14	1										10
50	..	119600-61900	RETAINER, SHAFT	1										1
51	..	119660-61901	RETAINER, SHAFT	1										1
52	..	119285-66080	SHAFT ASSY, REGULATOR	1										1
56	..	22351-040010	SPRING PIN 4X10	2										10
57	..	24341-000070	O-RING 1A S-7.0	1										10
58	..	26106-060102	BOLT M 6X 10 PLATED	2										10
59	.	129100-61930	NUT, CAP	1										1
60	.	119600-66020	SPRING, REGULATOR	1										1
61	.	119621-66051	LEVER, REGULATOR	1										1
62	.	124550-66370	LOCK NUT M 6	1										1
63	.	119285-66500	STOP DEVICE, ENGINE	1										1
65	..	24341-000280	O-RING 1A S-28.0	1										10
67	..	26106-060952	BOLT M 6X 95 PLATED	1										10
68	.	119650-66510	LIMITER COMP., FUEL	1										1
74	.	121465-59950	BOLT M 6X 16, PLATED	1										1
75	.	119840-61870	SPRING	1										1
76	.	26776-120002	LOCK NUT M12 PLATED	1										10
77	.	121575-66830	SCREW, ADJUST	1										1
78	.	119600-66840	NUT, CAP	1										1
79	.	22190-060003	SEAL WASHER 6	2										10
80	.	22190-120002	SEAL WASHER 12	2										10
81	.	22360-040000	SNAP PIN 4	1										10
82	.	22360-060000	SNAP PIN 6	1										10
83	.	26106-060702	BOLT M 6X 70 PLATED	3										10
84	.	26106-060752	BOLT M 6X 75 PLATED	2										10
85	.	26116-050102	BOLT M 5X 10 PLATED	3										10
86	.	26116-060304	BOLT M 6X 30 PLATED	1										10
87	.	26756-060002	LOCK NUT 6	1										10
88	.	119259-66900	SUPPORT, ACCEL STOP	1										1
89	.	119656-66910	HOOK	1										1

** CONTINUE **

N132647

12. GOVERNOR



(1) SELECTIVE PARTS: CERTAIN THE CLASSIFICATION MARK, THEN PLACE YOUR ORDER (REFER TO ILLUSTRATION) (REMARKS) "EFFECTIVE MACHINE NO." OF ENGINE IS INDICATED ON THE ENGINE LABEL WHICH IS SHOWN IN FIG.4.

1815
(1802)
NPC-3658

12. GOVERNOR

98.12.15

(A)=3TNE68-UMFP (D)=
(B)= (E)=
(C)= (F)=

REF. NO.	LEV. 0	PART NO.	DESCRIPTION	Q'TY						I P/U A R
				(A)	(B)	(C)	(D)	(E)	(F)	
90	.	102100-67080	BOLT, ADJUSTING	1						1
91	.	124756-67510	RETAINER, WIRE	1						1
92	.	26756-060002	LOCK NUT 6	1						10
93	.	119654-66700	ANGLEIGH ASSY	1						1

REMARKS
(1) センタクシヨウクワシヒン:シキハツキコウ オ カクニノ / (1) SELECTIVE PARTS: CERTAIN THE
ウエ チユクモネカ"イマス。(イラスト サンシヨウ) CLASSIFICATION MARK, THEN PLACE
(チユク) エンシ"ンフ" シハツシコウキ ハ コウモクNO.4 / YOUR ORDER (REFER TO ILLUSTRATION)
キタイメイハシ"ン ノ コウキチ"マス。 (REMARKS) "EFFECTIVE MACHINE NO." OF
ENGINE IS INDICATED ON THE
ENGINE LABEL WHICH IS SHOWN
IN FIG.4.

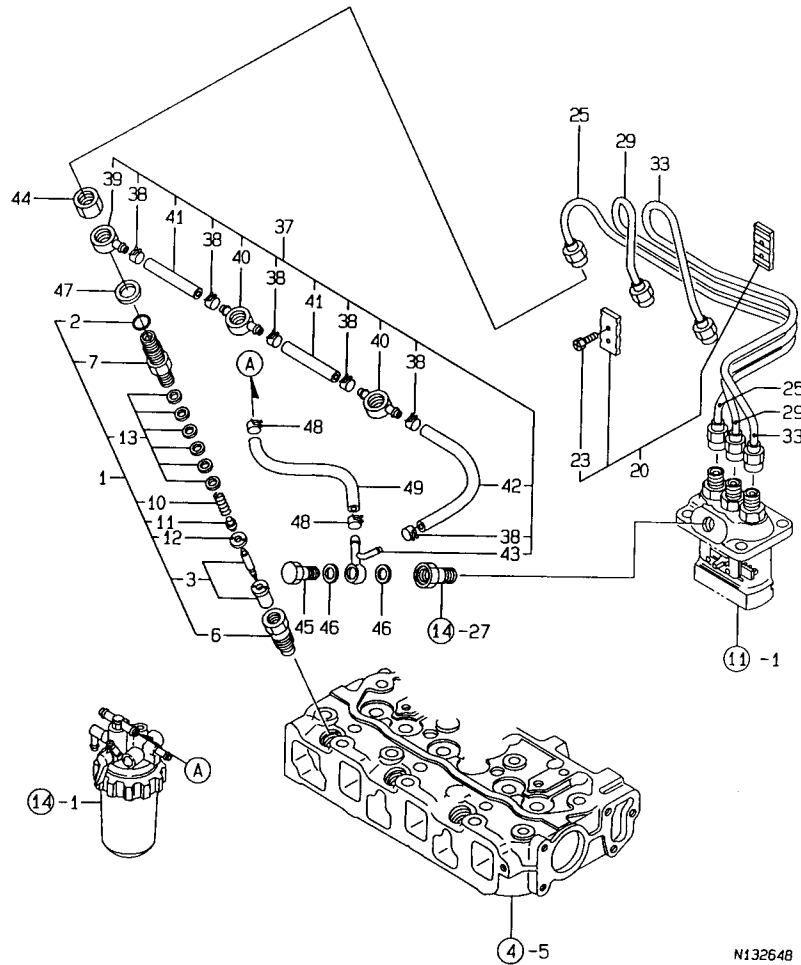
13. FUEL OIL INJECTION VALVE

1816
(1802)
NPC-3658

13. FUEL OIL INJECTION VALVE

98.12.15

(A)=3TNE68-UMFP (D)=
(B)= (E)=
(C)= (F)=

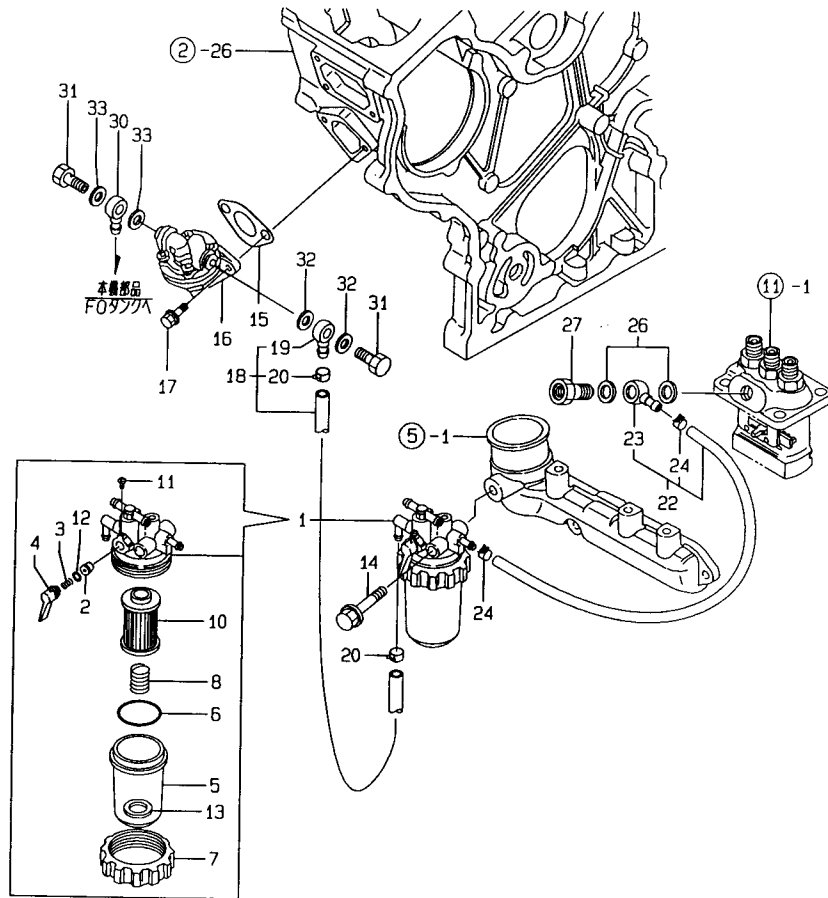


REF. NO.	LEV. 0	PART NO.	DESCRIPTION	-----Q'TY-----						I P/U A R
				(A)	(B)	(C)	(D)	(E)	(F)	
1	.	719255-53100	FUEL INJECT.VALVE AS	3						1
2	..	129155-61830	O-RING S10	3						1
3	..	119620-53000	NOZZLE ASSY,F.INJECT	3						1
6	..	119620-53080	NUT, VALVE W/CASE	3						1
7	..	119255-53100	HOLDER,NOZZLE	3						1
10	..	119620-53120	SPRING, VALVE	3						1
11	..	114250-53130	SEAT, NOZZLE SPRING	3						1
12	..	119620-53140	SPACER, VALVE STOP	3						1
13	..	114250-53400	SHIM PACK	3						1
20	.	129150-59120	RETAINER, INJ. PIPE	1						1
23	..	129150-59131	BOLT M4X14,HEX.SCKT.	2						1
25	.	119209-59810	PIPE (1),FUEL INJECT	1						1
29	.	119209-59820	PIPE (2),FUEL INJECT	1						1
33	.	119209-59830	PIPE (3),FUEL INJECT	1						1
37	.	119642-59540	PIPE ASSY, FUEL OVER	1						1
38	..	124066-59100	CLAMP 8	6						1
39	..	119260-59520	JOINT (B)	1						1
40	..	119260-59530	JOINT (A)	2						1
41	..	105025-59550	PIPE, FUEL RETURN	2						1
42	..	119642-59550	PIPE, FUEL RETURN	1						1
43	..	119642-59570	JOINT,OVER FLOW PIPE	1						1
44	.	119620-59700	NUT	3						1
45	.	124550-59820	BOLT 8, PIPE JOINT	1						1
46	.	23414-080012	GASKET 8	2						10
47	.	23414-140000	GASKET 14, ROUND	3						10
48	.	124766-59050	CLAMP 12	2						1
49	.	119225-59560	PIPE, FUEL OIL	1						1

(REMARKS)"EFFECTIVE MACHINE NO." OF
ENGINE IS INDICATED ON THE
ENGINE LABEL WHICH IS SHOWN
IN FIG.4.

REMARKS
(子ユク) エンジンラフ シツコウキ ノ コウモノ.4 ノ (REMARKS)"EFFECTIVE MACHINE NO." OF
*タイメイハツ ノ コウキテマス.
ENGINE IS INDICATED ON THE
ENGINE LABEL WHICH IS SHOWN
IN FIG.4.

14. FUEL OIL LINE



N132649

(REMARKS) "EFFECTIVE MACHINE NO." OF

ENGINE IS INDICATED ON THE
ENGINE LABEL WHICH IS SHOWN
IN FIG.4.

1C01
(1B02)
NPC-3658

14. FUEL OIL LINE

98.12.15

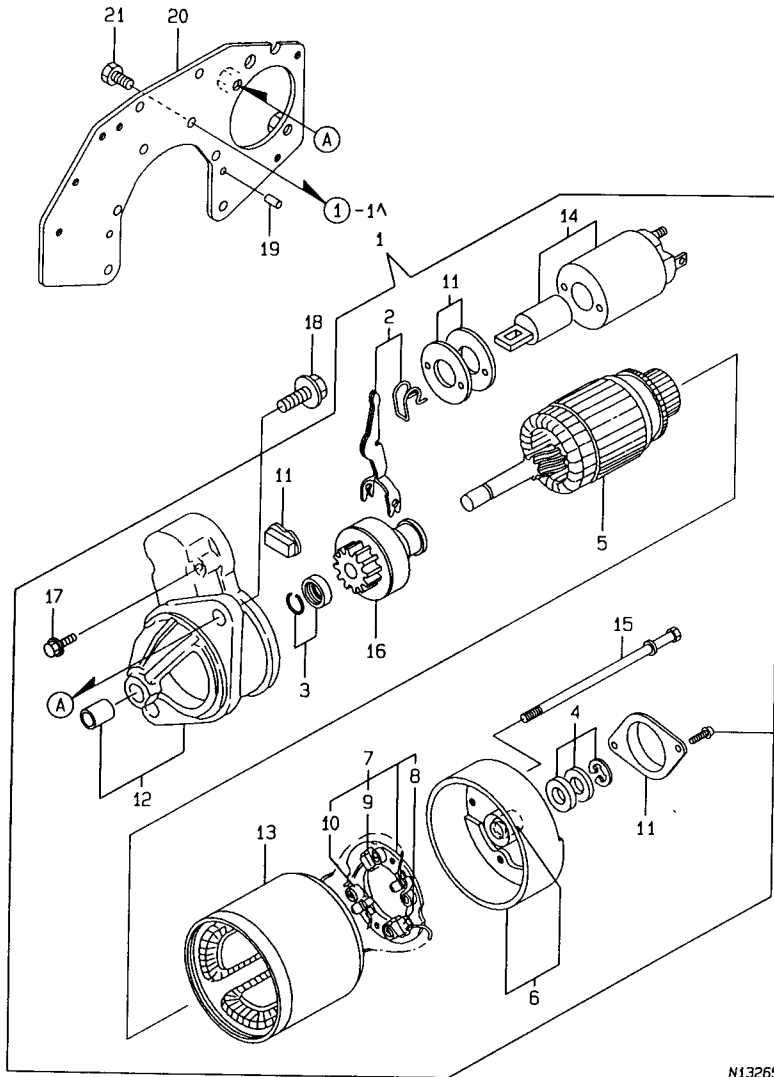
(A)=3TNE68-UMFP (D)=
(B)= (E)=
(C)= (F)=

REF. NO.	LEV. O	PART NO.	DESCRIPTION	Q'TY						I P/U A R
				(A)	(B)	(C)	(D)	(E)	(F)	
1	.	119258-55621	F.O.FILTER ASSY	1						1
2	..	104200-55321	VALVE, TAPER	1						1
3	..	104200-55330	SPRING, TAPER VALVE	1						1
4	..	119810-55340	LEVER	1						1
5	..	121254-55510	CUP, STRAINER	1						1
6	..	102103-55520	O-RING	1						1
7	..	110250-55610	RING, RETAINING	1						1
8	..	121257-55720	SPRING, SCREEN	1						1
10	..	104500-55710	ELEMENT, FUEL	1						1
11	..	104200-55750	SCREW M 4	1						1
12	..	24311-240100	O-RING 1A P-10A	1						10
13	..	121257-55731	FLOAT	1						1
14	.	26014-080702	BOLT W/WASHER MBX 70	1						10
15	.	121520-01851	GASKET, (NON-ASB.)	1						1
16	.	119600-52021	PUMP ASSY, FUEL FEED	1						1
17	.	26014-060202	BOLT M 6X 20	2						10
18	.	119244-59020	PIPE W/JOINT, FUEL	1						1
19	..	104264-59030	JOINT 8, PIPE	1						1
20	..	124766-59050	CLAMP 12	2						1
22	.	119225-59040	PIPE ASSY, FUEL OIL	1						1
23	..	101304-59020	JOINT 12, PIPE	1						1
24	..	124766-59050	CLAMP 12	2						1
26	.	104200-59170	GASKET 12	2						1
27	.	119462-59190	BOLT ASSY, PIPE JOINT	1						1
30	.	104264-59030	JOINT 8, PIPE	1						1
31	.	105582-59150	BOLT, PIPE JOINT	2						1
32	.	22190-080002	SEAL WASHER 8S	2						10
33	.	22190-080002	SEAL WASHER 8S	2						10

REMARKS
(チユウ) エンジンラフ シツツシコウキ ハ コウモクNO.4 ノ (REMARKS) "EFFECTIVE MACHINE NO." OF
キタイメイハシシ ノ コウモクキチニス。 ENGINE IS INDICATED ON THE
ENGINE LABEL WHICH IS SHOWN
IN FIG.4.

N132649

15. STARTING MOTOR



N132650

-----+-----
 | (REMARKS) "EFFECTIVE MACHINE NO." OF
 | ENGINE IS INDICATED ON THE
 | ENGINE LABEL WHICH IS SHOWN
 | IN FIG.4.
 |-----+-----

15. STARTING MOTOR

98.12.15

-----+-----
 | 1C02 |
 | (1B02) |
 |-----+-----
 NPC-3658

(A)=3TNE68-UMFP (D)=
 (B)= (E)=
 (C)= (F)=

REF. NO.	LEV. O	PART NO.	DESCRIPTION	-----Q'TY-----						I	P	U	A	R
				(A)	(B)	(C)	(D)	(E)	(F)					
1	.	119631-77011	STARTING MOTOR	1										1
2	..	114371-77180	SHIFT LEVER KIT	1										1
3	..	X2114715500	STOPPER SET, PINION	1										1
4	..	X2114811000	WASHER KIT, THRUST	1										1
5	..	114371-77110	ARMATURE	1										1
6	..	114371-77140	COVER ASSY, REAR	1										1
7	..	114371-77160	HOLDER ASSY, BRUSH	1										1
8	...	114371-79040	BRUSH (-)	2										1
9	...	114371-79050	BRUSH (+)	1										1
10	...	114371-79060	SPRING, BRUSH	4										1
11	..	114371-77170	COVER KIT, DUST	1										1
12	..	119631-77651	CASE, GEAR	1										1
13	..	124097-77710	YOKE ASSY.	1										1
14	..	X2114275010	SWITCH ASSY, MAGNET	1										1
15	..	124195-77770	THROUGH BOLT	2										1
16	..	119631-77780	PINION CMP	1										1
17	..	114371-79070	BOLT M 6X 37	2										1
18	.	26116-120302	BOLT M12X 30 PLATED	2										10
19	.	129100-01580	PARALLEL PIN 8X16	2										1
20	.	119258-77060	BRACKET (STARTOR)	1										1
21	.	26206-100202	BOLT M10X20	6										10

-----+----- REMARKS -----+-----
 (手立) エンジンマ ンツシヨウキ ノ コウモリNO.4 ノ (REMARKS) "EFFECTIVE MACHINE NO." OF
 キタイメイハン ノ コウキテス。 | ENGINE IS INDICATED ON THE
 | ENGINE LABEL WHICH IS SHOWN
 | IN FIG.4.
 |-----+-----

N132650

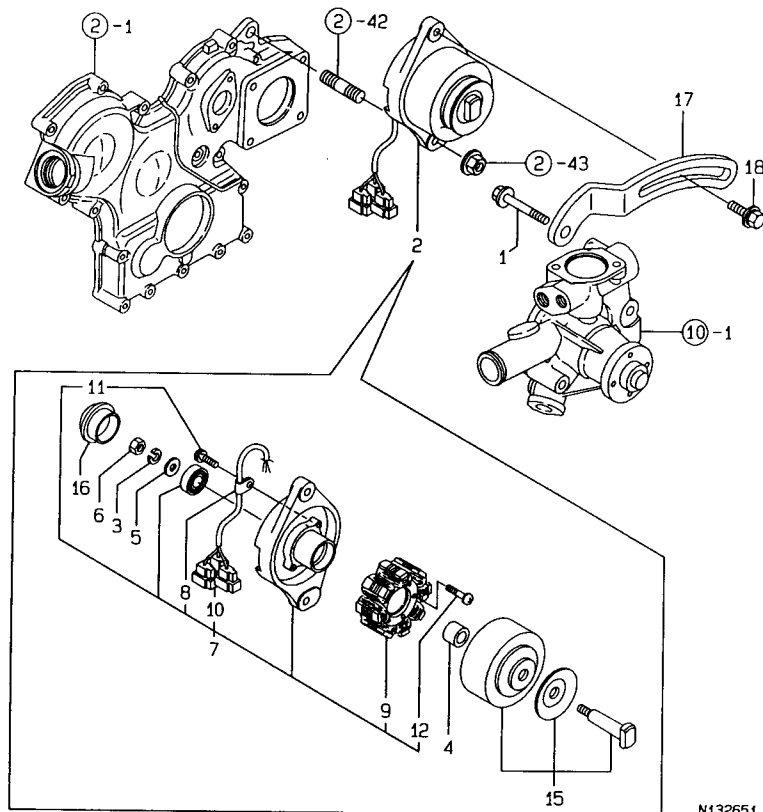
16. GENERATOR

↑-----↑
 | 1C03 |
 | (1B02) |
 ↓-----↓
 NPC-3658

16. GENERATOR

98.12.15

(A)=3TNE68-UMFP (D)=
 (B)= (E)=
 (C)= (F)=



N132651

↑-----↑
 | (REMARKS) "EFFECTIVE MACHINE NO." OF
 | ENGINE IS INDICATED ON THE
 | ENGINE LABEL WHICH IS SHOWN
 | IN FIG.4.
 ↓-----↓

REF. NO.	LEV. 0	PART NO.	DESCRIPTION	Q'TY						I P/U A R
				(A)	(B)	(C)	(D)	(E)	(F)	
1	.	26106-080162	BOLT M 8X 16 PLATED	1						10
2	.	119000-77202	GENERATOR 12V-35A	1						1
3	..	XM219230000	WASHER, SPRING	1						1
4	..	XM329830000	COLLAR	1						1
5	..	XM860250000	WASHER 10	1						1
6	..	XM863720000	NUT	1						1
7	..	119000-77210	PLATE, SEAT	1						1
8	...	XM069000000	CLAMP	1						1
9	...	119000-77220	STATOR	1						1
10	...	119000-77230	COUPLER	3						1
11	...	XYSPS400800	SCREW	1						1
12	...	XYSPS402400	SCREW	2						1
15	..	119000-77260	FLYWHEEL ASSY	1						1
16	..	XM771870000	CAP	1						1
17	.	119650-77330	ADJUSTER, V-BELT	1						1
18	.	26014-080252	BOLT M 8X 25	1						10

↑-----↑ REMARKS ↓-----↓
 (チリウ) エンジンノ シヤツシコウキ ノ コウモクNO.4 ノ | (REMARKS) "EFFECTIVE MACHINE NO." OF
 *タイメイハツシノ コウキチマス。 | ENGINE IS INDICATED ON THE
 | ENGINE LABEL WHICH IS SHOWN
 | IN FIG.4.
 ↓-----↓

N132651

17. ENGINE MOUNTING

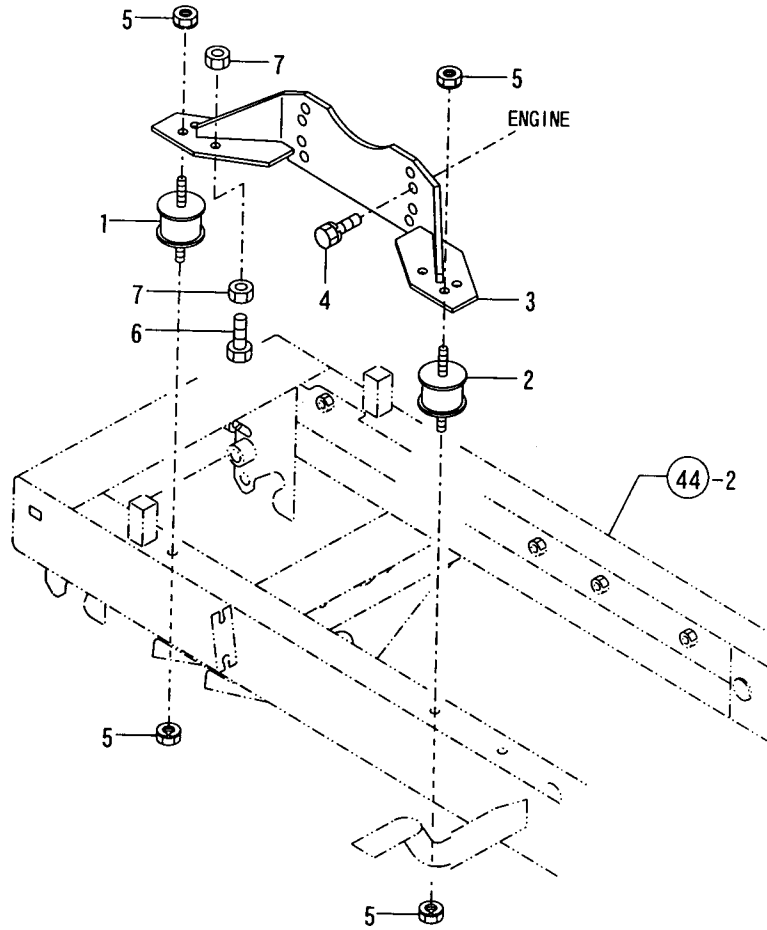
1D03
(1D02)
NPC-3658

17. ENGINE MOUNTING

98.12.15

(A)=LE20
(B)=
(C)=

(D)=
(E)=
(F)=



REF. NO.	LEV. 0	PART NO.	DESCRIPTION	Q'TY						I P/U A R
				(A)	(B)	(C)	(D)	(E)	(F)	
1	-	1A6150-00680	RUBBER 4006,SHK.ABS.	2						1
2	-	1A6150-00700	RUBBER 1006,SHK.ABS.	2						1
3	-	1A6150-00710	STAY COMP.,MOUNT	2						1
4	-	26013-100202	BOLT W/WASHER M10X20	8						10
5	-	26051-080002	NUT M 8	8						10
6	-	26116-080352	BOLT M 8X 35	2						10
7	-	26716-080002	NUT M 8	4						10

N132371

N132371

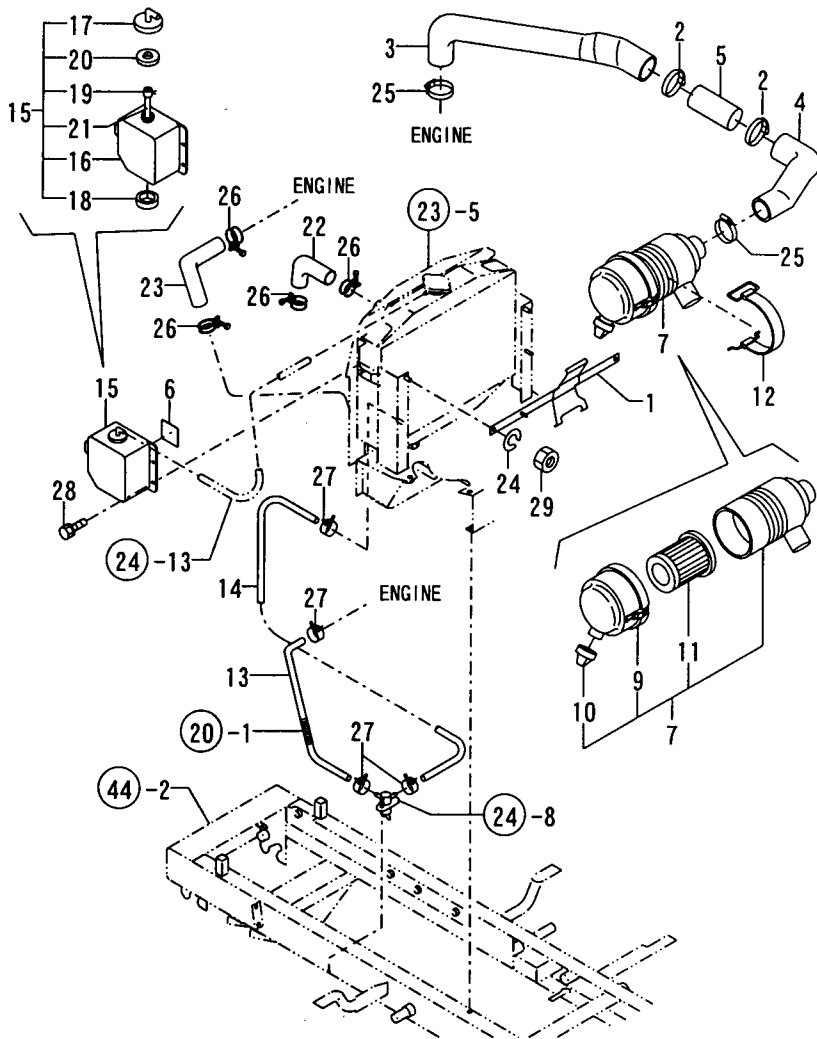
18. ENGINE ACCESSORIES

1D04
(1D02)
NPC-3658

18. ENGINE ACCESSORIES

98.12.15

(A)=LE20 (D)=
(B)= (E)=
(C)= (F)=



REF. NO.	LEV. 0	PART NO.	DESCRIPTION	-----Q'TY-----						I P/U A R
				(A)	(B)	(C)	(D)	(E)	(F)	
1	.	1A6150-02450	SUPPORT CMP., CLEANER	1						1
2	.	1A6150-02500	BAND 72X22	2						1
3	.	1A6150-02510	HOSE (A), AIR INTAKE	1						1
4	.	1A6150-02520	HOSE (B), AIR INTAKE	1						1
5	.	1A6150-02530	PIPE (C), AIR INTAKE	1						1
6	.	1A6157-02550	TAPE 50X50, PROTECT.	1						1
7	..	119258-12500	CLEANER ASSY, AIR	1						1
9	..	119258-12530	COVER ASSY.	1						1
10	..	119808-12540	VALVE, UNLOADER	1						1
11	..	119655-12560	ELEMENT	1						1
12	.	119865-12600	STAY	1						1
13	.	172122-14610	PIPE (B), FUEL	1						1
14	.	172734-14620	PIPE L=300, FUEL	1						1
15	..	121468-44510	SUB-TANK ASSY	1						1
16	..	121470-44521	BODY, SUB-TANK	1						1
17	..	121450-44531	CAP	1						1
18	..	121468-44540	PLUG, SUB-TANK	1						1
19	..	124450-44560	CLAMP	1						1
20	..	121470-44581	GASKET	1						1
21	..	23065-070130	PIPE 7X 130	1						1
22	.	119258-49010	TUBE A, WATER	1						1
23	.	119258-49020	TUBE B, WATER	1						1
24	.	22217-080000	SPRING WASHER 8	2						10
25	.	23000-054000	CLAMP 54	2						1
26	.	23010-038000	CLAMP 38	4						1
27	.	23080-012000	CLAMP 12	4						1
28	.	26018-060202	BOLT M 6X 20	2						10
29	.	26716-080002	NUT M 8	2						10

N132372

N132372

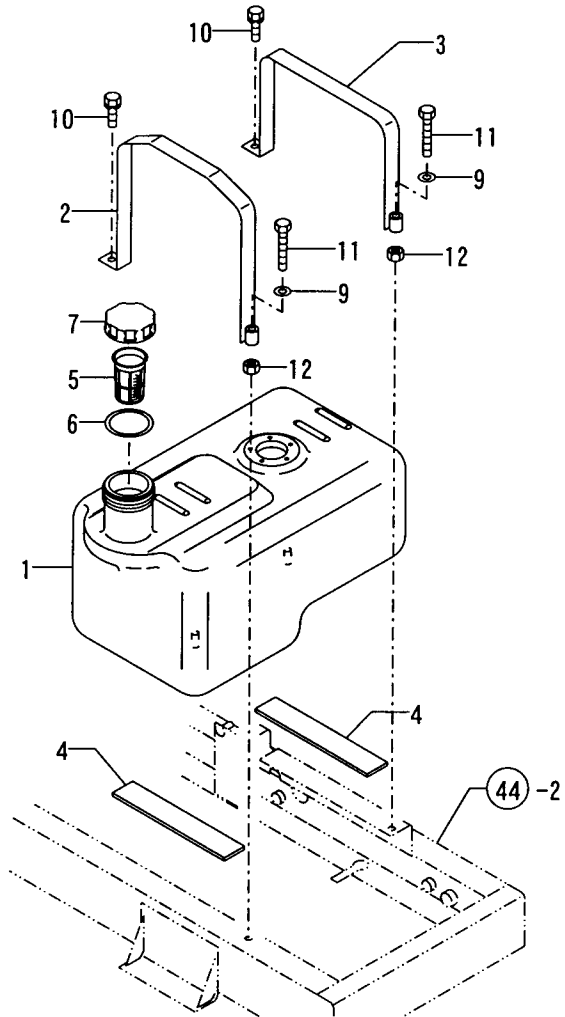
19. FUEL TANK

1005
 (1002)
 NPC-3658

19. FUEL TANK

98.12.15

(A)=LE20 (D)=
 (B)= (E)=
 (C)= (F)=



N132373

REF. NO.	LEV. 0	PART NO.	DESCRIPTION	-----Q'TY-----						I	P/U	A	R
				(A)	(B)	(C)	(D)	(E)	(F)				
1	.	1A6150-03100	FUEL TANK	1									1
2	.	1A6150-03151	BAND L CMP., FUEL TK.	1									1
3	.	1A6150-03171	BAND R CMP., FUEL TK.	1									1
4	.	1A6150-03211	FELT 200X36X75	2									1
5	.	194151-04141	STRAINER, FUEL	1									1
6	.	194151-04150	GASKET	1									1
7	.	194250-04301	CAP, TANK	1									1
9	.	22137-080000	WASHER 8, POLISHED	2									10
10	.	26013-080162	BOLT W/WASHER M8X16	2									10
11	.	26116-080604	BOLT M8X 60	2									10
12	.	26716-080002	NUT M 8	2									10

N132373

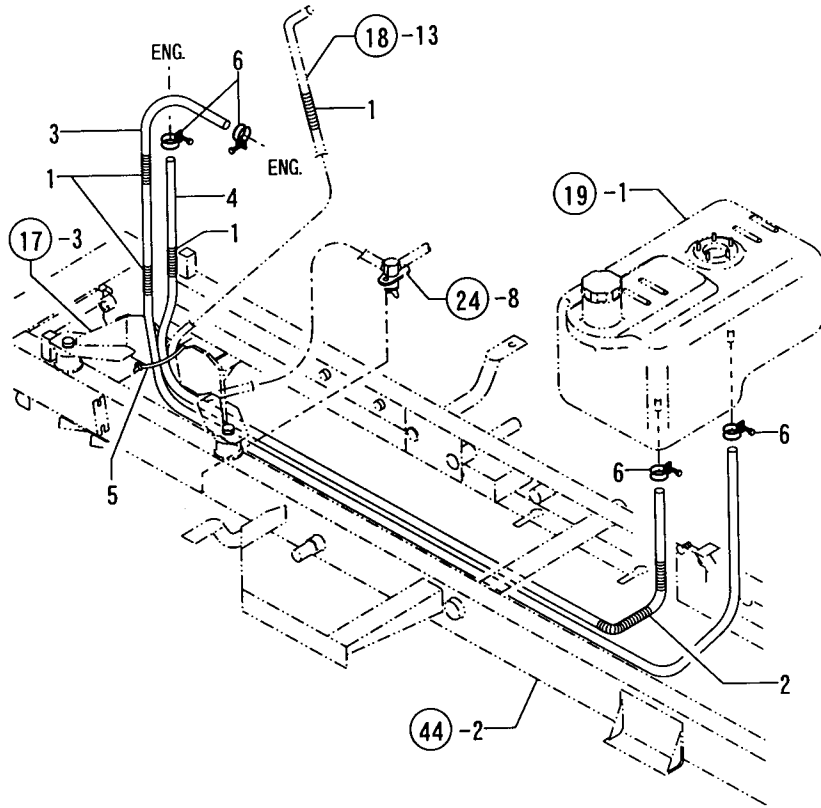
20. FUEL PIPE

1006
(1002)
NPC-3658

20. FUEL PIPE

98.12.15

(A)=LE20 (D)=
(B)= (E)=
(C)= (F)=



N132374

REF. NO.	LEV. 0	PART NO.	DESCRIPTION	-----Q'TY-----						I P/U A R
				(A)	(B)	(C)	(D)	(E)	(F)	
1	-	1A6150-03250	TUBE 150, SPIRAL	4						1
2	-	1A6150-03250	TUBE 150, SPIRAL	1						1
3	-	1E6820-03580	PIPE L1730, FUEL	1						1
4	-	172116-14610	PIPE (A), FUEL	1						1
5	-	1E6102-84960	BAND 250, WIRE LOCK	1						1
6	-	23000-013000	CLAMP 13	4						1

N132374

21. CONTROL VALVE

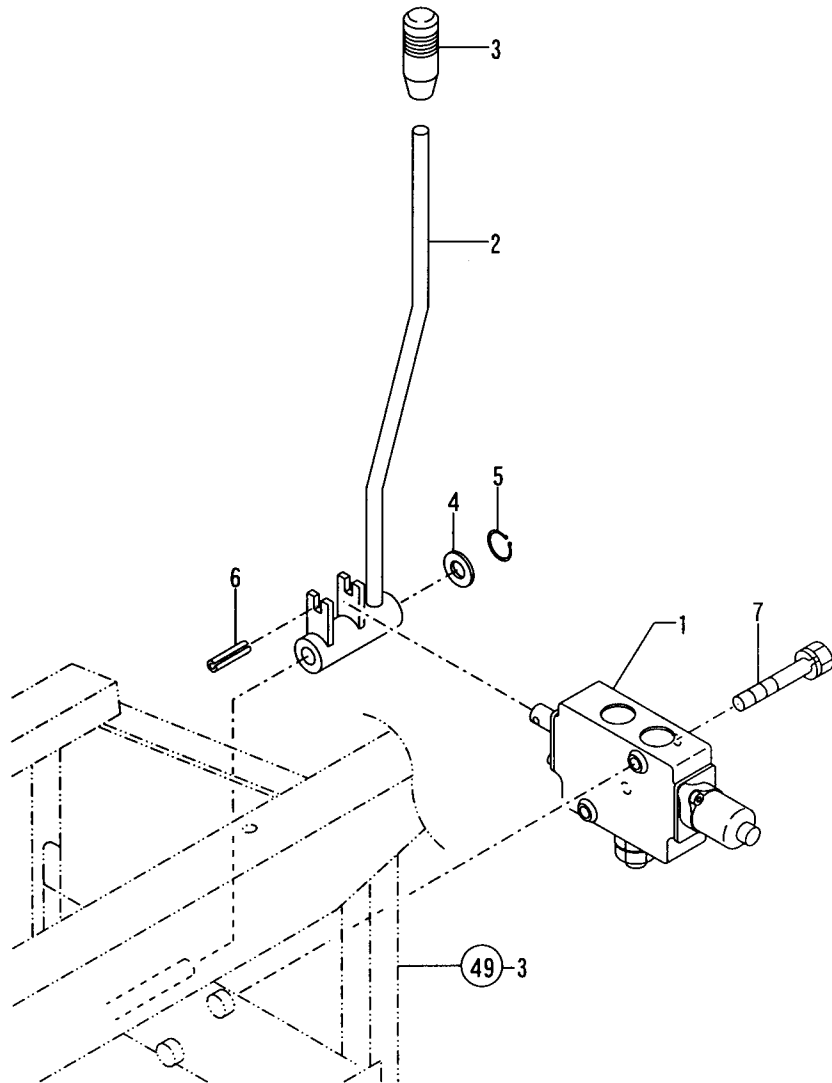
1D07
(1D02)
NPC-3658

21. CONTROL VALVE

98.12.15

(A)=LE20
(B)=
(C)=

(D)=
(E)=
(F)=



REF. NO.	LEV. 0	PART NO.	DESCRIPTION	Q'TY						I P/U A R
				(A)	(B)	(C)	(D)	(E)	(F)	
1	.	1A6150-04010	VALVE, CONTROL	1						0
2	.	1A6150-04250	LEVER, HYDRAULIC	1						1
3	.	1E6570-65751	GRIP, CONTROL LEVER	1						1
4	.	22117-120000	WASHER 12	1						10
5	.	22242-000120	CIRCLIP 12	1						10
6	.	22351-050032	SPRING PIN 5X32	1						10
7	.	26013-080502	BOLT M 8X 50	2						10

N132375

N132375

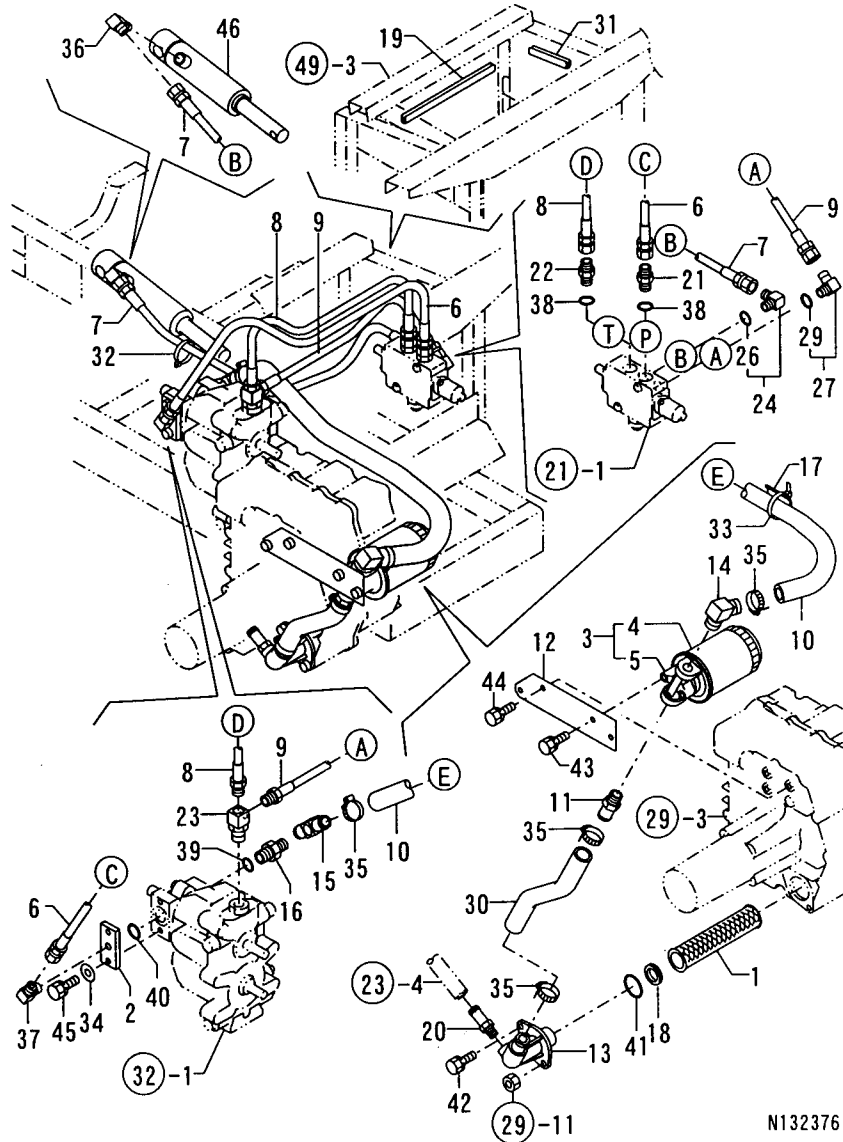
22. HYDRAULIC PIPINGS & CYLINDER

1008
(1002)
NPC-3658

22. HYDRAULIC PIPINGS & CYLINDER

98.12.15

(A)=LE20
(B)=
(C)=
(D)=
(E)=
(F)=



N132376

REF. NO.	LEV. 0	PART NO.	DESCRIPTION	Q'TY						I	P	U	A	R
				(A)	(B)	(C)	(D)	(E)	(F)					
1	.	1A6150-05080	STRAINER, 200-MESH	1										1
2	.	1A6150-05310	FLANGE R1/4	1										1
3	.	1A6150-05450	OIL FILTER	1										1
4	..	1E8130-66791	ELEMENT COMPL.	1										1
5	..	172156-73720	COVER ASSY	1										1
6	.	1A6150-05520	HOSE P204BB070	1										1
7	.	1A6150-05520	HOSE P204BB070	1										1
8	.	1A6150-05530	HOSE P204AB046	1										1
9	.	1A6150-05530	HOSE P204AB046	1										1
10	.	1A6157-05570	HOSE B, LP RUBBER	1										1
11	.	1A6150-05580	JOINT PT1/2X20	1										1
12	.	1A6150-05601	FILTER STAY	1										0
13	.	1A6157-05650	FLANGE, FILTER	1										1
14	.	1A6157-05670	ELBOW PT1/2, 90°	1										1
15	.	1A6157-05750	NIPPLE PT3/8	1										1
16	.	1A6157-05760	CONNECTOR 1/2-3/8	1										1
17	.	1E8350-33850	SEAL 30X50, DUST	2										1
18	.	194630-48930	GROMMET 25	1										10
19	.	172162-61870	RUBBER 200, EDGE	1										1
20	.	172637-76110	ADAPTER, DRAIN	1										1
21	.	172123-76120	CONNECTOR PF1/4	1										1
22	.	172123-76120	CONNECTOR PF1/4	1										1
23	.	172519-76140	CONNECTOR 3/8-53	1										1
24	.	172141-76180	CONNECTOR	1										1
26	..	24315-000110	O-RING 1B P-11.0	1										10
27	..	172141-76180	CONNECTOR	1										1
29	..	24315-000110	O-RING 1B P-11.0	1										10
30	.	172631-78220	HOSE, SUCTION	1										1
31	.	172165-79800	RUBBER 150	1										1
32	.	1E6102-84960	BAND 250, WIRE LOCK	1										1
33	.	1E6102-84960	BAND 250, WIRE LOCK	1										1
34	.	22137-080000	WASHER 8, POLISHED	2										10
35	.	23000-035000	CLAMP 35	4										1
36	.	23393-020000	JOINT 90RG11/4	1										1
37	.	23393-020000	JOINT 90RG11/4	1										1
38	.	24311-000110	O-RING 1A P-11.0	2										10
39	.	24311-000180	O-RING 1A P-18.0	1										10
40	.	24311-000200	O-RING 1A P-20.0	1										10
41	.	24341-000480	O-RING 1A S-48.0	1										10
42	.	26013-080202	BOLT W/WASHER M8X20	1										10
43	.	26013-080202	BOLT W/WASHER M8X20	2										10
44	.	26013-080202	BOLT W/WASHER M8X20	2										10
45	.	26013-080302	BOLT M 8X 30	2										10
46	.	1A6150-05150	CYLINDER 35X88, HYD.	1										1

N132376

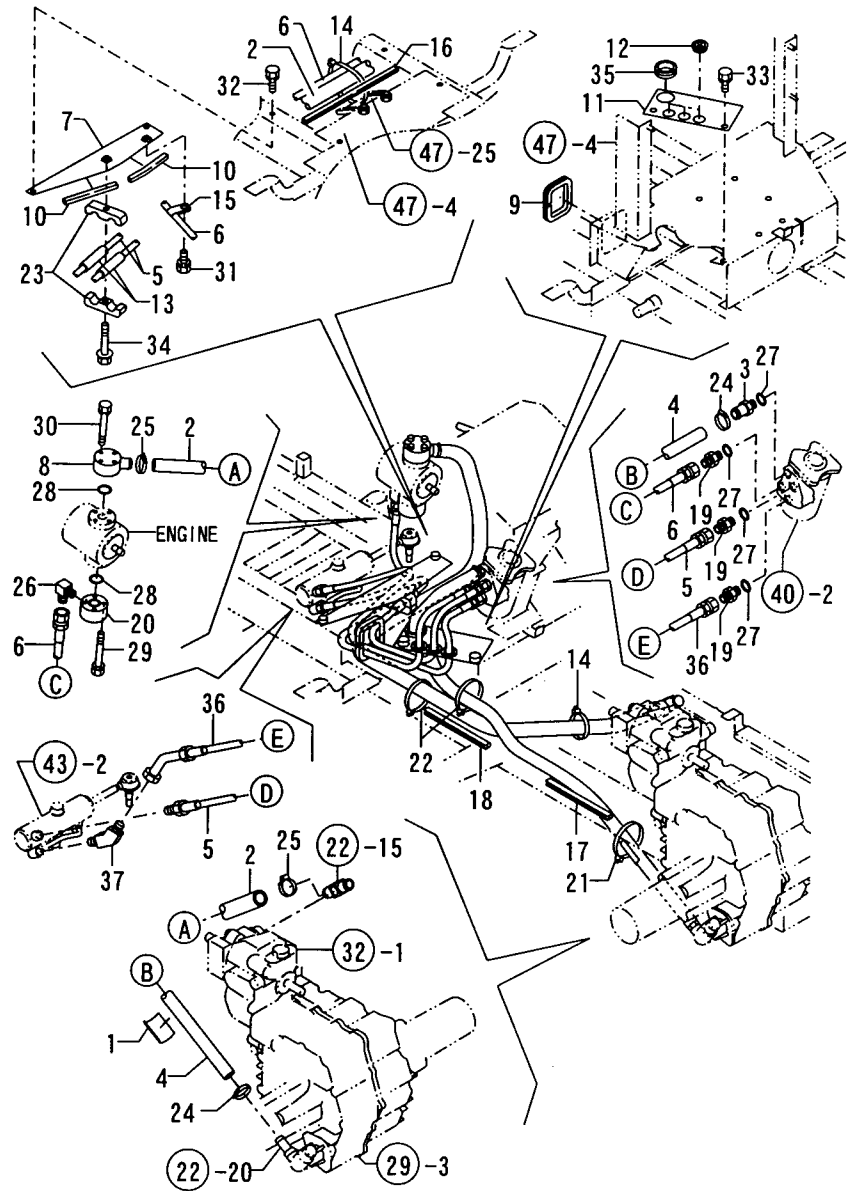
23. HYDRAULIC PIPING (PST)

1809
(1D02)
NPC-3658

23. HYDRAULIC PIPING (PST)

98.12.15

(A)=LE20 (D)=
(B)= (E)=
(C)= (F)=



REF. NO.	LEV. 0	PART NO.	DESCRIPTION	Q'TY						I	P	U	A	R
				(A)	(B)	(C)	(D)	(E)	(F)					
1	-	1A6157-02550	TAPE 50X50, PROTECT.	1										
2	-	1A6157-05780	HOSE C, RUBBER	1										
3	-	1A6157-05800	NIPPLE PF1/4	1										
4	-	1A6157-05820	HOSE E, LP RUBBER	1										
5	-	1A6157-05890	HOSE, 04X95, HIGH-PRES	1										
6	-	1A6157-05900	HOSE, 04X87, HIGH-PRES	1										
7	-	1A6157-05910	STAY CMP., HOSE	1										
8	-	1A6157-05950	FLANGE CMP.	1										
9	-	1A6157-05980	RUBBER, CUSHION	1										
10	-	172156-11150	SEAL, ENGINE	2								1		
11	-	1A6157-25360	PLATE, HOSE CLAMP	1										
12	-	1A6157-25370	GROMMET 22, W/FILM	3										
13	-	1A6157-27550	RUBBER, CLAMP	2										
14	-	1A1490-40540	BAND 180, WIRE LOCK	2									1	
15	-	172183-46440	CLAMP WRC10	1										1
16	-	172147-62290	SEAL	1										1
17	-	172146-62890	RUBBER	1										1
18	-	172146-62890	RUBBER	1										1
19	-	172123-76120	CONNECTOR PF1/4	3										1
20	-	172519-76120	FLANGE	1										1
21	-	1E6102-84960	BAND 250, WIRE LOCK	1										1
22	-	1E6102-84970	BAND 140, WIRE LOCK	2										1
23	-	198525-89960	CLAMP 9X9, HOSE	2										
24	-	23000-025000	CLAMP 25	2										1
25	-	23000-035000	CLAMP 35	2										1
26	-	23393-020000	JOINT 90RGI1/4	1										1
27	-	24311-000110	O-RING 1A P-11.0	4										10
28	-	24311-000200	O-RING 1A P-20.0	2										10
29	-	26013-060402	BOLT M 6X 40	3										10
30	-	26013-060402	BOLT M 6X 40	3										10
31	-	26013-080162	BOLT W/WASHER MBX16	1										10
32	-	26013-080162	BOLT W/WASHER MBX16	2										10
33	-	26013-100162	BOLT M10X 16	2										10
34	-	26018-080502	BOLT M 8X 50	1										10
35	-	933171-15680	GROMMET 40X13	1										1
36	-	1A6157-05880	HOSE 404BE095S	1										
37	-	23394-020000	JOINT 45RGI1/4	1										1

N132377

N132377

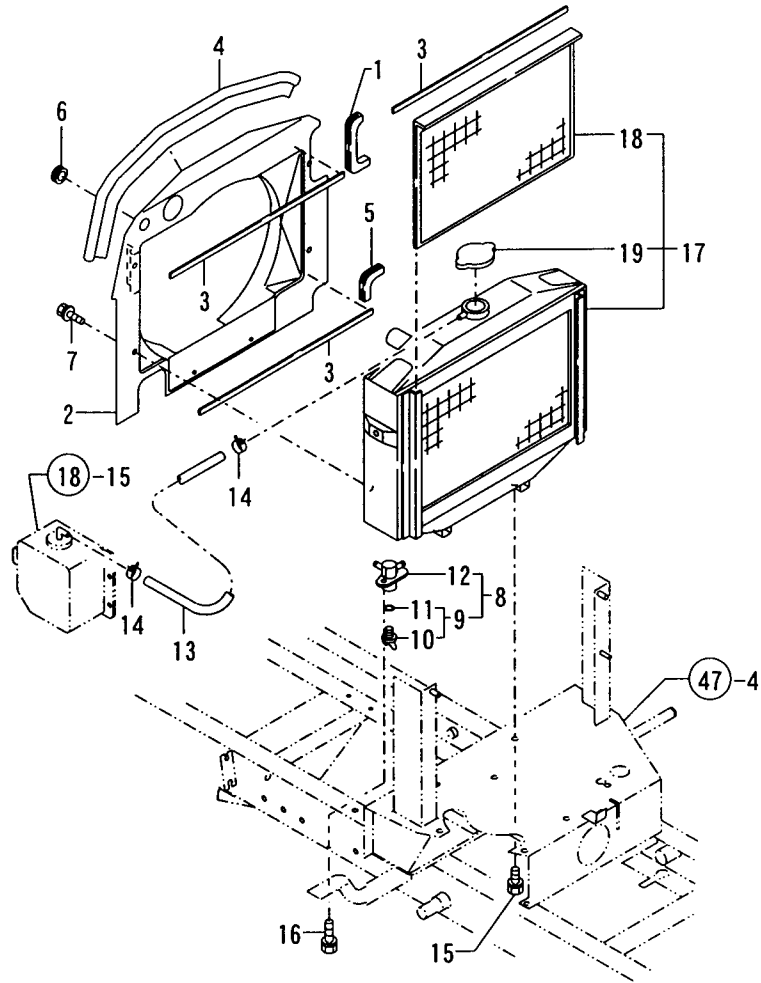
24. RADIATOR

1010
1002
NPC-3658

24. RADIATOR

98.12.15

(A)=LE20 (D)=
(B)= (E)=
(C)= (F)=



N132378

REF. NO.	LEV. 0	PART NO.	DESCRIPTION	-----Q'TY-----						I P/U A R
				(A)	(B)	(C)	(D)	(E)	(F)	
1	.	1A6150-02540	CUSHION, SUCTION PIPE	1						1
2	.	1A6150-06201	SHROUD COMPL.	1						1
3	.	1A6150-06300	SEAL 3X10X360	3						1
4	.	1A6150-06350	SEAL 705	1						1
5	.	1A6150-08270	CUSHION A, WR. HARNESS	1						1
6	.	172725-16380	GROMMET 15X20	1						1
7	.	26018-060122	BOLT M 6X 12	4						10
8	.	129150-49100	COCK ASSY, 3-WAY	1						1
9	..	129150-49080	COCK, DRAIN	1						1
10	...	119629-49070	COCK, DRAIN	1						1
11	...	119629-49080	GASKET	1						1
12	..	129150-49090	BODY, 3-WAY COCK	1						1
13	.	124722-49160	HOSE (B), WATER DRAIN	1						1
14	.	23080-012000	CLAMP 12	2						1
15	.	26013-080162	BOLT W/WASHER M8X16	4						10
16	.	26013-080162	BOLT W/WASHER M8X16	1						10
17	.	119258-44500	RADIATOR COMPL.	1						1
18	..	119650-44580	FILTER	1						1
19	..	129107-44590	CAP, RADIATOR	1						1

25. BATTERY

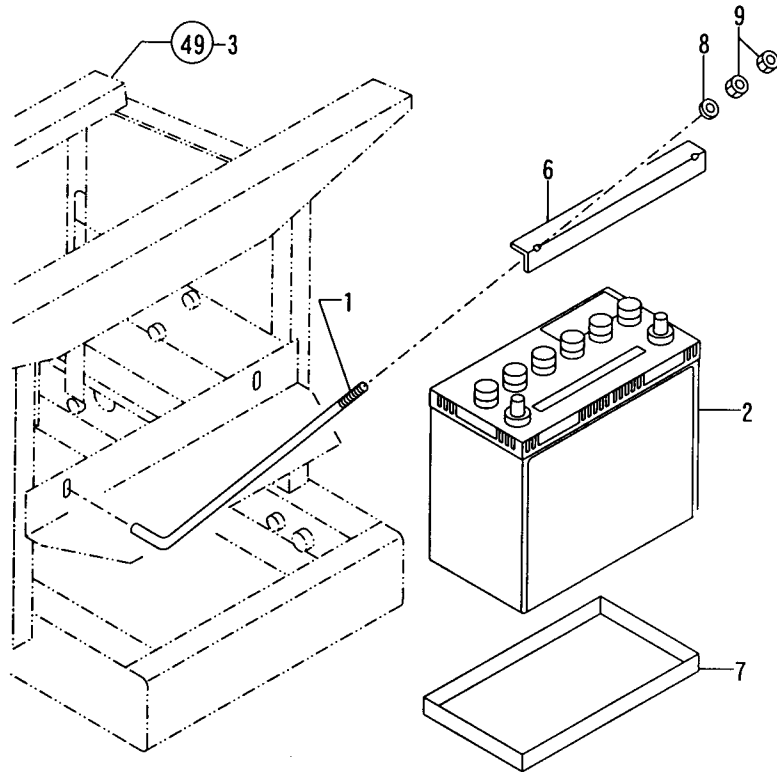
1011
(1002)
NPC-3658

25. BATTERY

98.12.15

(A)=LE20
(B)=
(C)=

(D)=
(E)=
(F)=



REF. NO.	LEV. 0	PART NO.	DESCRIPTION	Q'TY						I P/U A R
				(A)	(B)	(C)	(D)	(E)	(F)	
1	.	172725-16160	ROD, CLAMP	2						1
2	.	194800-51510	BATTERY (Y100S6LF)	1						1
6	.	194201-61750	CLAMP, BATTERY	1						1
7	.	194630-64770	NUT 10	1						1
8	.	22137-060000	WASHER 6, POLISHED	2						10
9	.	26716-060002	NUT 6	4						10

N132379

N132379

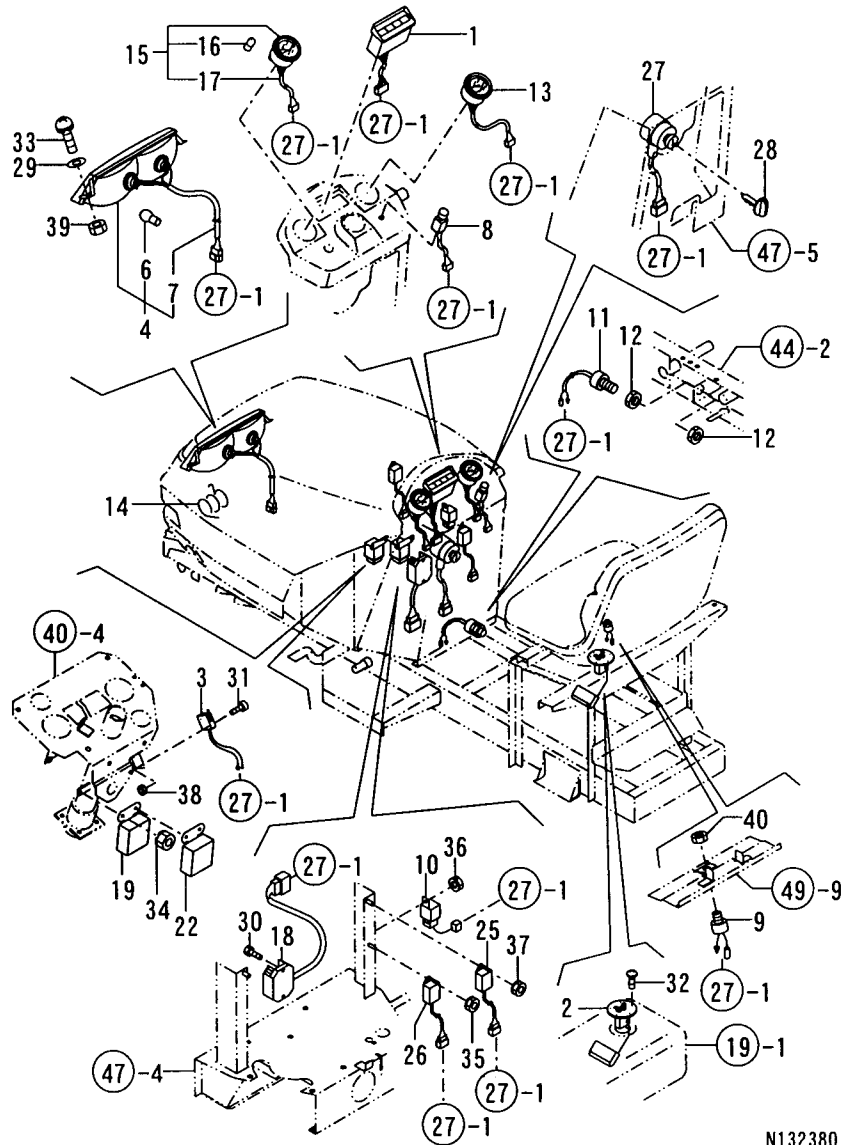
26. ELECTRICAL PARTS

1D12
(1D02)
NPC-3658

26. ELECTRICAL PARTS

98.12.15

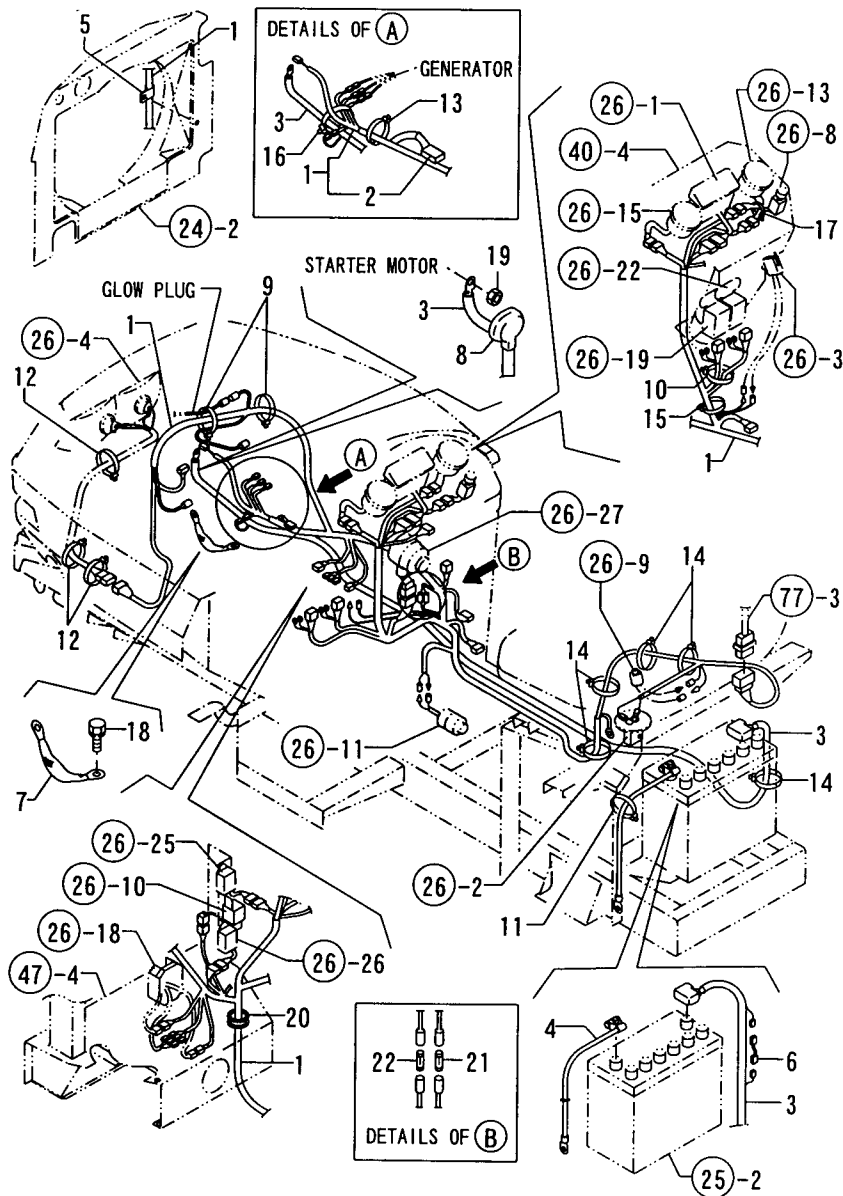
(A)=LE20 (D)=
(B)= (E)=
(C)= (F)=



N132380

REF. NO.	LEV. 0	PART NO.	DESCRIPTION	Q'TY						I	P	U	A	R
				(A)	(B)	(C)	(D)	(E)	(F)					
1	-	1W3851-00950	LAMP KIT	1										1
2	-	1A6150-08100	GAUGE COMP., FUEL	1										1
3	-	1A6150-08180	SWITCH, P.T.O. SAFETY	1										1
4	-	1W4850-10060	HEADLIGHT	1										1
6	..	1W4851-20110	VALVE	2										1
7	..	1W4851-40030	WIRE ASSY	1										1
8	-	172162-17330	SWITCH, WIPER	1										1
9	-	194450-52150	SWITCH, STOP LAMP	1										1
10	-	198220-52180	RELAY, STARTER	1										1
11	-	194630-52190	SWITCH, SAFETY START	1										1
12	-	194630-52210	NUT M20	2										1
13	-	194802-56100	HOUR-METER ASSY	1										1
14	-	1A1680-56450	SPRING, DIFF. LEVER	1										1
15	-	1W3852-70061	METER, FUEL	1										1
16	..	1W3851-20230	BULB	1										1
17	..	1W3854-70150	HARNASS	1										1
18	-	119000-77711	LIMITER, CURRENT	1										1
19	-	119650-77910	RELAY, GROW	1										1
22	-	119650-77910	RELAY, GROW	1										1
25	-	119632-77920	TIMER	1										1
26	-	128300-77920	TIMER	1										1
27	-	1E6650-82101	SWITCH, KEY GLOW	1										1
28	-	1E6650-82150	KEY, WATERPROOF	1										1
29	-	22157-060000	WASHER 6	2										10
30	-	26013-060252	BOLT M 6X 25	2										10
31	-	26022-030252	SCREW M3X25, PAN HEAD	2										10
32	-	26022-050102	SCREW M 5X 10	5										10
33	-	26023-060202	SCREW M 6X 20	2										10
34	-	26051-060002	NUT M 6	3										10
35	-	26051-060002	NUT M 6	1										10
36	-	26051-060002	NUT M 6	1										10
37	-	26051-060002	NUT M 6	1										10
38	-	26717-030002	NUT M 3	2										10
39	-	26717-060002	NUT M 6	2										10
40	-	26756-120002	LOCK NUT 12	1										10

27. HARNESS



1D13
(1D02)
NPC-3658

27. HARNESS

98.12.15

(A)=LE20 (D)=
(B)= (E)=
(C)= (F)=

REF. NO.	LEV. 0	PART NO.	DESCRIPTION	Q'TY						I	P	U	A	R
				(A)	(B)	(C)	(D)	(E)	(F)					
1	-	1A6157-08200	HARNESS (A), WIRE	1										
2	--	119643-66900	DIODE	1									1	
3	-	1A6150-08250	CABLE, BATTERY	1									1	
4	-	1A6150-08260	BATTERY EARTH CABLE	1									1	
5	-	172126-16540	CLAMP 10X70	1									1	
6	-	194550-51220	LINK, FUSIBLE 0.85RED	1									1	
7	-	198511-51450	CORD, EARTH	1									1	
8	-	124160-77020	COVER, TERMINAL	1									1	
9	-	1E6102-84960	BAND 250, WIRE LOCK	2									1	
10	-	1E6102-84960	BAND 250, WIRE LOCK	1									1	
11	-	1E6102-84960	BAND 250, WIRE LOCK	1									1	
12	-	1E6102-84970	BAND 140, WIRE LOCK	2									1	
13	-	1E6102-84970	BAND 140, WIRE LOCK	1									1	
14	-	1E6102-84970	BAND 140, WIRE LOCK	5									1	
15	-	1E6102-84970	BAND 140, WIRE LOCK	1									1	
16	-	1E6102-84970	BAND 140, WIRE LOCK	1									1	
17	-	1E6102-84970	BAND 140, WIRE LOCK	1									1	
18	-	26013-080162	BOLT W/WASHER M8X16	1									10	
19	-	26051-080002	NUT M 8	1									10	
20	-	29311-253000	GROMMET	1									1	
21	-	29411-100000	FUSE (10A), CARTRIDGE	1									1	
22	-	29411-150000	FUSE (15A), CARTRIDGE	1									1	

N132381

N132381

28. TRANSMISSION IN-PUT

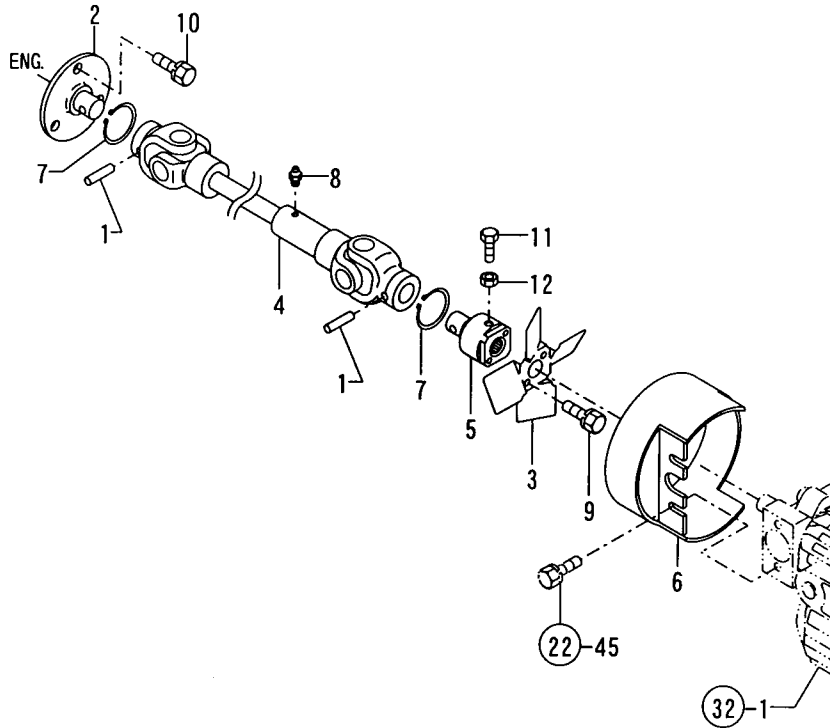
1D15
(1D14)
NPC-3658

28. TRANSMISSION IN-PUT

98.12.15

(A)=LE20
(B)=
(C)=

(D)=
(E)=
(F)=



N132382

REF. No.	LEV. 0	PART NO.	DESCRIPTION	-----Q'TY-----						I P/U A R
				(A)	(B)	(C)	(D)	(E)	(F)	
1	-	1C6660-11120	PIN 8X32, STRAIGHT	2						1
2	-	1A6150-11150	SHAFT, FRONT P.T.O.	1						1
3	-	1A6150-11250	FAN, HST COOLING	1						1
4	-	1A6150-11300	DRIVE SHAFT	1						1
5	-	1A6150-11350	JOINT COMP., FAN	1						1
6	-	1A6150-11500	COVER, HST FAN	1						1
7	-	22242-000360	CIRCLIP 36	2						10
8	-	24761-060000	NIPPLE MT6X1, GREASE	1						1
9	-	26013-060142	BOLT M 6X 14	2						10
10	-	26013-100202	BOLT W/WASHER M10X20	3						10
11	-	26116-080252	BOLT M 8X 25 PLATED	1						10
12	-	26716-080002	NUT M 8	1						10

N132382

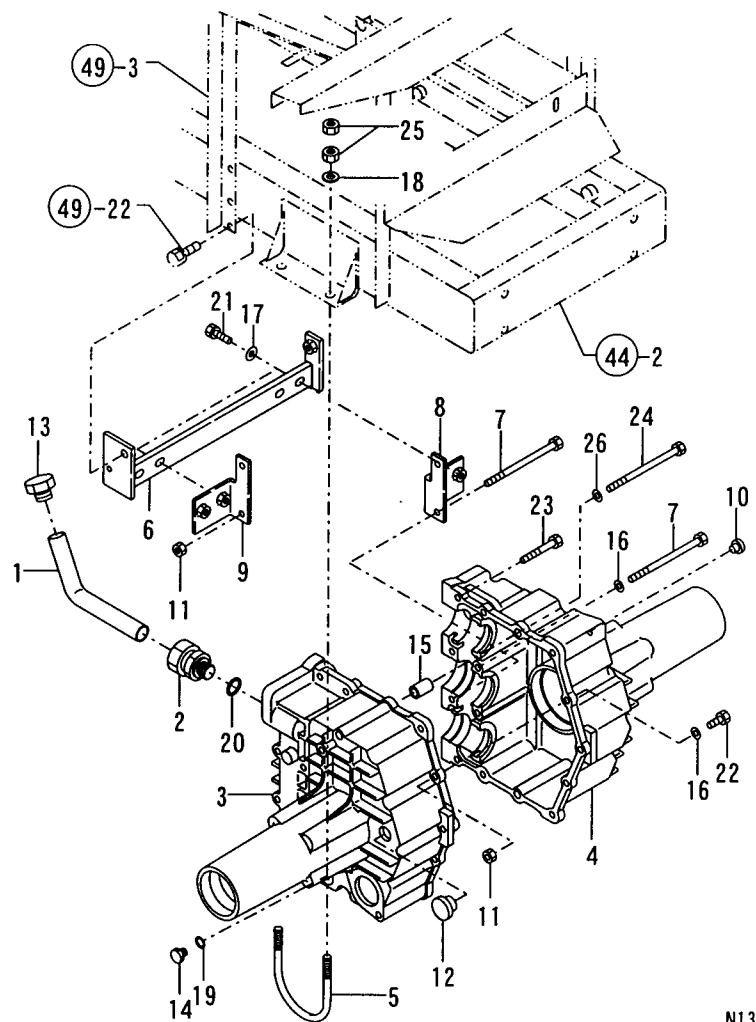
29. TRANSMISSION CASE

1016
(1014)
NPC-3658

29. TRANSMISSION CASE

98.12.15

(A)=LE20 (D)=
(B)= (E)=
(C)= (F)=



N132383

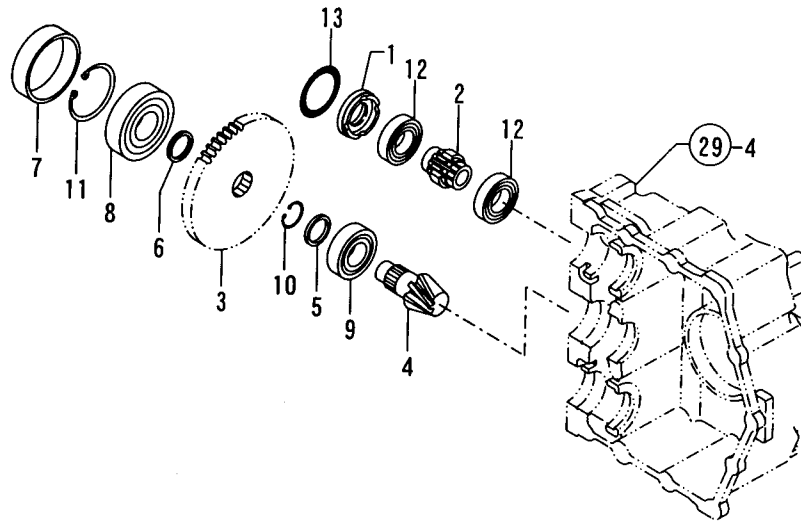
|* 7A6150-12002 TRANSMISSION KIT

REF. NO.	LEV. 0	PART NO.	DESCRIPTION	-----Q'TY-----						I	P	U	A	R
				(A)	(B)	(C)	(D)	(E)	(F)					
1	-	1A6157-05840	PIPE A	1										
2	-	1A6157-05850	NIPPLE, O-RING	1										
3	-	1A6150-12004	CASE L, TRANSMISSION	1									1	
4	-	1A6150-12012	HOUSING (R), TRANS.	1									1	
5	-	1A6150-12030	U-BOLT M10	2									1	
6	-	1A6150-12043	BRACKET CMP., TRANSM.	1									0	
7	-	1A6150-12080	BOLT M8X195	4									1	
8	-	1A6150-12100	STAY B L	1									1	
9	-	1A6150-12120	STAY B R	1									1	
10	-	194210-13561	BREATHER 10	1									1	
11	-	194990-22050	NUT W/WASHER 8	15									1	
12	-	1A1070-28210	WINDOW 20,OIL CHECK	1									1	
13	-	1A1410-48050	PLUG,OIL FILLER	1										
14	-	1A1040-48070	PLUG 10	1									2	
15	-	1E8130-53120	COLLAR 8.5X11X20	2									1	
16	-	22137-080000	WASHER 8, POLISHED	11									10	
17	-	22137-080000	WASHER 8, POLISHED	4									10	
18	-	22137-100000	WASHER 10, POLISHED	4									10	
19	-	24311-000120	O-RING 1A P 12.0	1									10	
20	-	24311-000180	O-RING 1A P-18.0	1									10	
21	-	26013-080252	BOLT M 8X 25	4									10	
22	-	26116-080352	BOLT M 8X 35	3									10	
23	-	26116-080552	BOLT 8X55	4									10	
24	-	26116-081202	BOLT M 8X120 PLATED	4									10	
25	-	26716-100002	NUT 10	8									10	
26	-	933168-28480	WASHER 20X9X3.2	2									1	

----- REMARKS -----
* 7A6150-12002 变速箱 KIT |* 7A6150-12002 TRANSMISSION KIT

N132383

30. COUNTER SHAFT



N132384

-----+
 1E01 |
 (1D14)|
 -----+
 NPC-3658

30. COUNTER SHAFT

98.12.15

(A)=LE20 (D)=
 (B)= (E)=
 (C)= (F)=

REF. NO.	LEV. 0	PART NO.	DESCRIPTION	-----Q'TY-----						I	P	U	A	R
				(A)	(B)	(C)	(D)	(E)	(F)					
1	-	1A6150-12020	COLLAR 30X47X16	1										1
2	-	1A6150-12200	GEAR 11	1										1
3	-	1A6150-12211	GEAR 53	1										0
4	-	1A6150-12222	SHAFT, COUNTER	1										1
5	-	1A6150-12232	LINER 25X31X3.5	1										1
6	-	1A6150-12261	LINER 20X31X10	1										1
7	-	1A6150-12270	PLUG 52X6.5	1										1
8	-	192180-25980	BEARING 304RSH2	1										1
9	-	1E8361-35410	BEARING 6305RSH2	1										1
10	-	22242-000240	CIRCLIP 24	1										10
11	-	22252-000520	CIRCLIP 52	1										1
12	-	24101-060054	BALL BEARING	2										1
13	-	24311-000400	O-RING 1A P-40.0	1										10

N132384

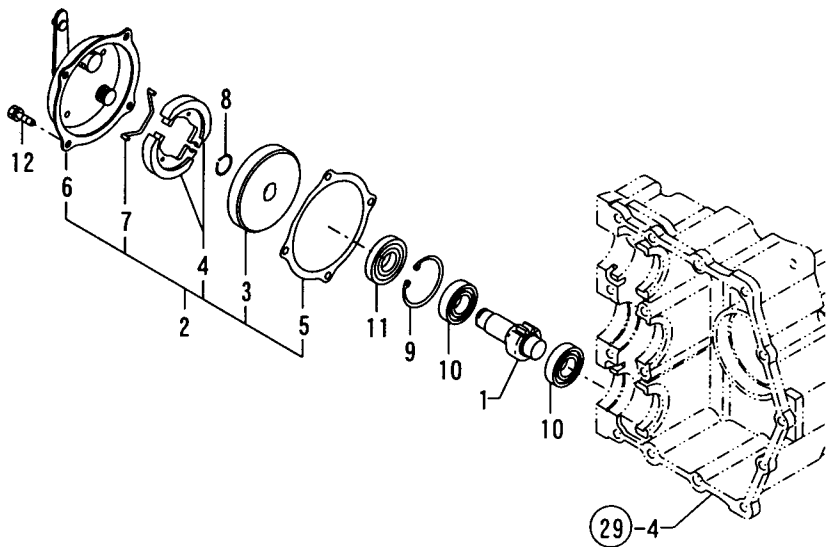
31. BRAKE SHAFT

1E02
(1014)
NPC-3658

31. BRAKE SHAFT

98.12.15

(A)=LE20 (D)=
(B)= (E)=
(C)= (F)=



N132385

REF. NO.	LEV. 0	PART NO.	DESCRIPTION	-----Q'TY-----						I P/U A R
				(A)	(B)	(C)	(D)	(E)	(F)	
1	.	1A6150-12500	SHAFT, BRAKE	1						1
2	.	1A6150-17100	BRAKE ASSY	1						1
3	..	1A6150-12510	DRUM ASSY, BRAKE	1						1
4	..	1A6150-17110	SHOE, BRAKE	2						1
5	..	1A6150-17120	GASKET, BRAKE COVER	1						1
6	..	1A6150-17140	COVER COMP.,BRAKE	1						1
7	..	1E6192-53660	RETURN SPRING,MAIN	1						1
8	.	22242-000180	CIRCLIP 18	1						10
9	.	22252-000470	CIRCLIP 47	1						10
10	.	24101-062044	BALL BEARING	2						1
11	.	24421-204708	SEAL TC20 47 08, OIL	1						1
12	.	26013-060162	BOLT M 6X 16	4						10

N132385

32. H.S.T

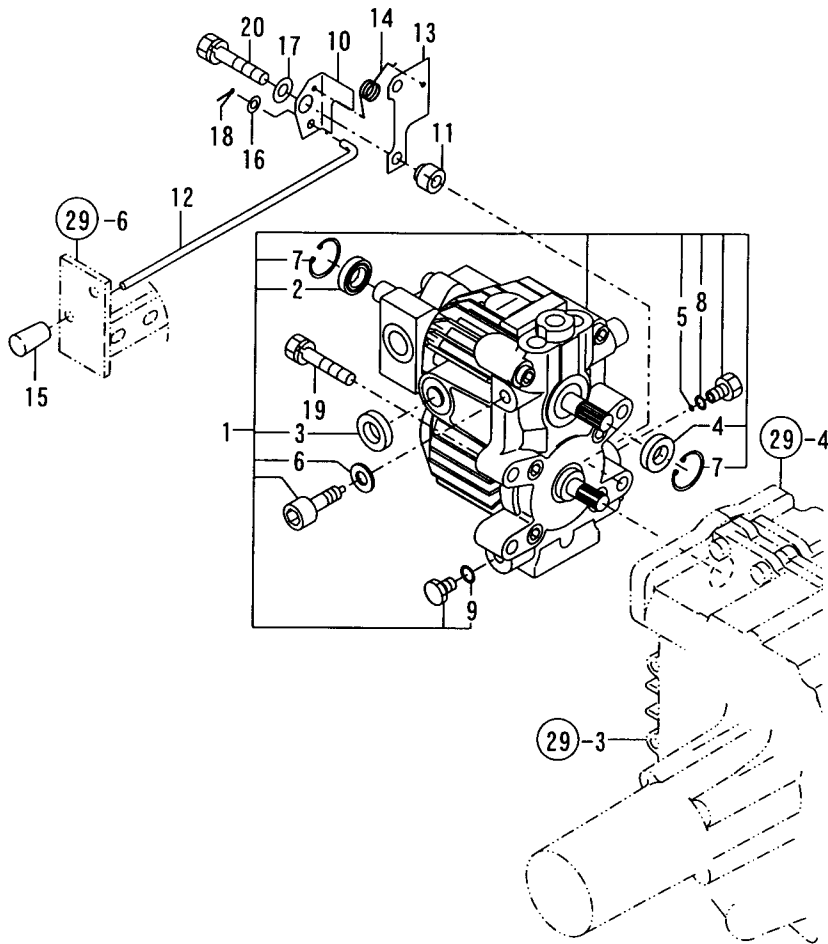
1E03
(1D14)
NPC-3658

32. H.S.T

98.12.15

(A)=LE20
(B)=
(C)=

(D)=
(E)=
(F)=



REF. NO.	LEV. 0	PART NO.	DESCRIPTION	-----Q'TY-----						I P/U A R
				(A)	(B)	(C)	(D)	(E)	(F)	
1	-	1A6150-13010	HST ASSY.	1						1
2	..	1A6150-13200	SEAL 173007	1						1
3	..	1A6150-13210	SEAL TB183207	2						1
4	..	1A6150-13220	SEALTCV163007	1						1
5	..	1A6150-13230	O-RING P3	1						1
6	..	1A6150-13240	SEAL	2						1
7	..	22252-000300	CIRCLIP 30	2						10
8	..	24315-000080	O-RING 1B P-8.0	1						10
9	..	24315-000110	O-RING 1B P-11.0	2						10
10	-	1A6150-13050	ARM,PRESS.RELEASE	1						1
11	-	1A6150-13060	COLLAR 10.5X20X15	1						1
12	-	1A6150-13070	BAR 6	1						1
13	-	1A6150-13080	PLATE	1						0
14	-	1A6150-13090	SPRING, LOCK	1						0
15	-	1W4981-90090	CAP	1						1
16	-	22117-060000	WASHER 6	1						10
17	-	22137-100000	WASHER 10,POLISHED	1						10
18	-	22417-200160	COTTER PIN 2.0X16	1						10
19	-	26013-100502	BOLT M10X 50	3						10
20	-	26013-100702	BOLT 10X70 W/SP.WSHR	1						10

N132386

N132386

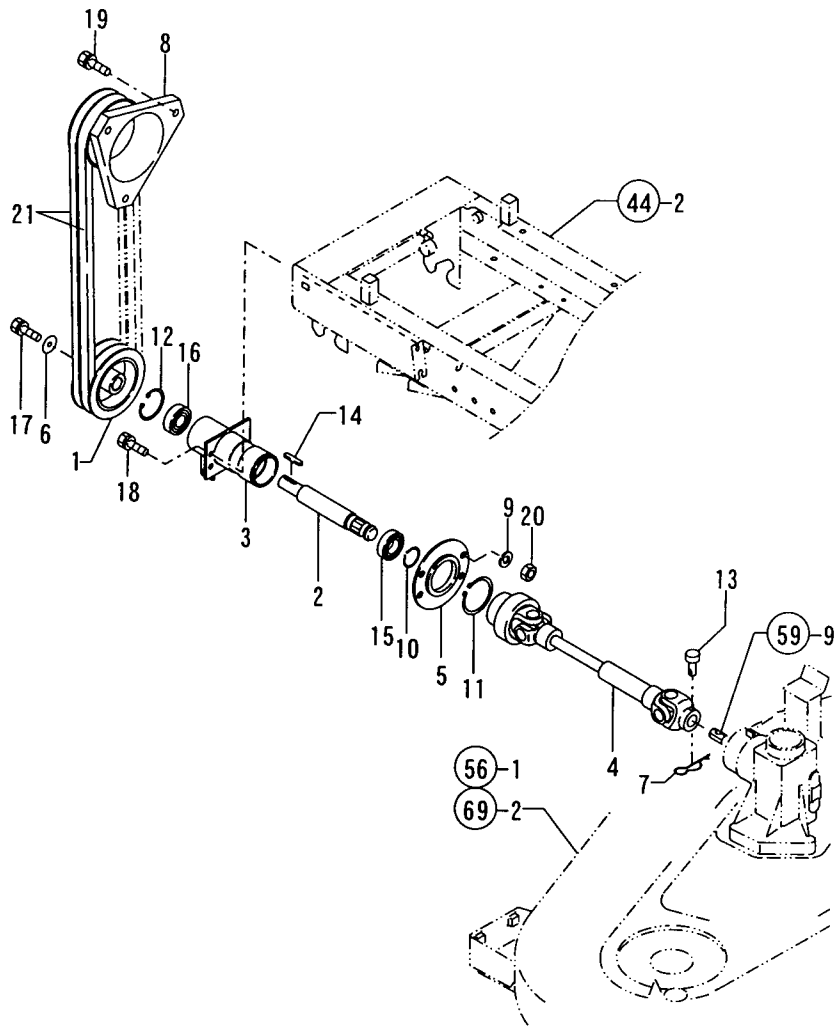
33. MOWER DRIVE & BELT

1E04
(1D14)
NPC-3658

33. MOWER DRIVE & BELT

98.12.15

(A)=LE20 (D)=
(B)= (E)=
(C)= (F)=



REF. NO.	LEV. 0	PART NO.	DESCRIPTION	QTY						I	P/U	A	R
				(A)	(B)	(C)	(D)	(E)	(F)				
1	-	1A6157-15070	V-PULLER	1									
2	-	1A6150-15081	SHAFT(P T O	1								1	
3	-	1A6150-15102	CASE,P.T.O.	1								1	
4	-	1A6150-15200	DRIVE SHAFT	1								1	
5	-	1A6150-15250	COLLAR,CENTER PIN	1								1	
6	-	1A1040-43900	SPRING WASHER	1								1	
7	-	1C6281-52310	PIN 6,COME-OFF SNAP	1								1	
8	-	1A1280-69500	PULLEY 105-50	1								1	
9	-	22217-100000	SPRING WASHER 10	4								10	
10	-	22242-000250	CIRCLIP 25S	1								10	
11	-	22242-000550	CIRCLIP 55	1								1	
12	-	22252-000470	CIRCLIP 47	1								10	
13	-	22487-060400	PIN 6X 40	1								1	
14	-	22550-050200	KEY 5X20	1								1	
15	-	24104-060054	BALL BEARING	1								1	
16	-	24104-062044	BALL BEARING	1								1	
17	-	26013-080202	BOLT W/WASHER M8X20	1								10	
18	-	26013-100252	BOLT W/WASHER M10X25	4								10	
19	-	26013-120252	BOLT M12X 25	3								10	
20	-	26716-100002	NUT 10	4								10	
21	-	1A6150-15010	V-BELT LB35-AG6	2								1	

N132387

N132387

34. TENSION & BELT COVER

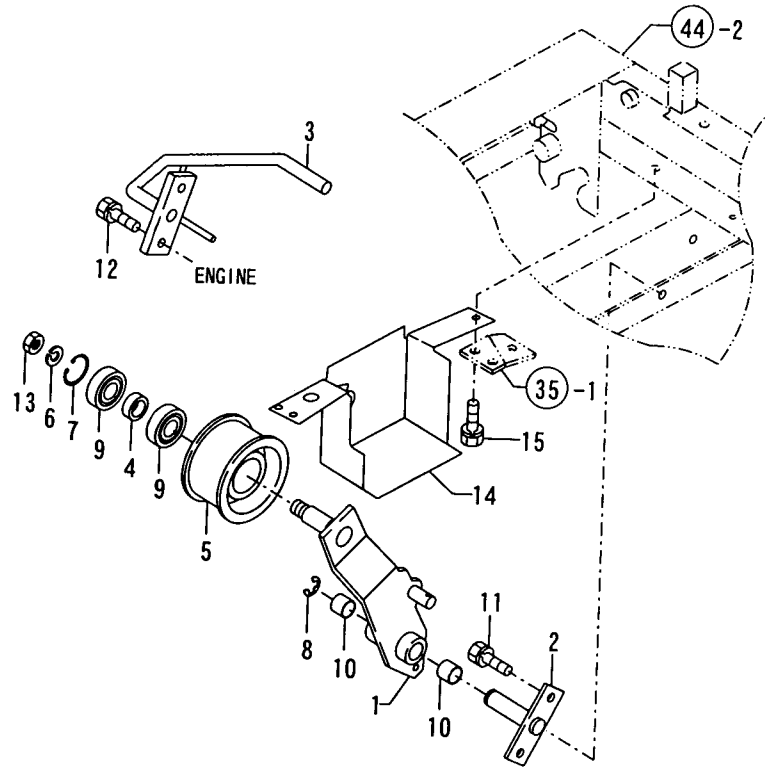
1E05
(1D14)
NPC-3658

34. TENSION & BELT COVER

98.12.15

(A)=LE20
(B)=
(C)=

(D)=
(E)=
(F)=



N132388

REF. NO.	LEV. 0	PART NO.	DESCRIPTION	-----Q'TY-----						I	P	U	A	R
				(A)	(B)	(C)	(D)	(E)	(F)					
1	.	1A6150-15301	ARM COMP., TENSION	1										1
2	.	1A6150-15370	FULCRUM COMP., TENSION	1										1
3	.	1A6150-15550	RETAINER COMP., BELT	1										1
4	.	1E6740-42060	COLLAR 17X25X 9	1										1
5	.	1E6820-51080	TENSION PULLEY 80	1										1
6	.	22217-140000	SPRING WASHER 14	1										10
7	.	22252-000400	CIRCLIP 40	1										10
8	.	22272-000120	CIRCLIP E-12	1										10
9	.	24104-062034	BALL BEARING	2										1
10	.	24550-016150	DRY BUSH 16X15	2										1
11	.	26013-080202	BOLT W/WASHER M8X20	2										10
12	.	26013-080202	BOLT W/WASHER M8X20	2										10
13	.	26737-140002	NUT M14	1										10
14	.	1A6150-15501	COVER, BELT	1										0
15	.	26013-080202	BOLT W/WASHER M8X20	3										10

N132388

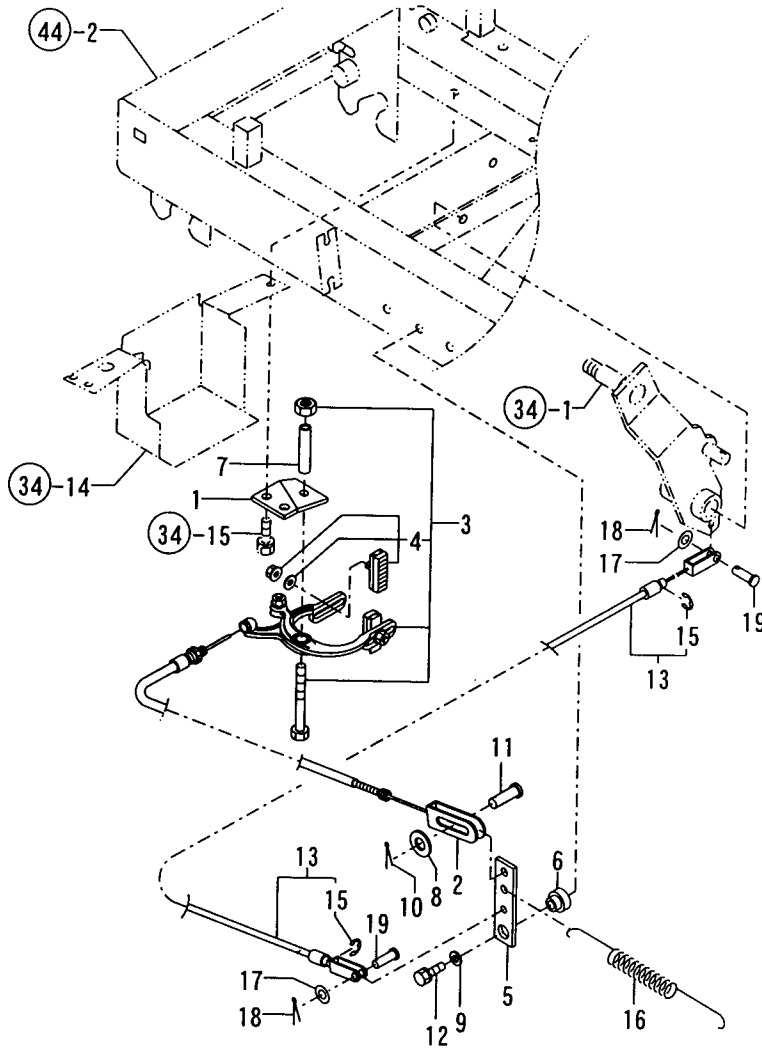
35. MOWER BRAKE & RETURN

1E06
 (1D14)
 NPC-3658

35. MOWER BRAKE & RETURN

98.12.15

(A)=LE20 (D)=
 (B)= (E)=
 (C)= (F)=



REF. NO.	LEV. 0	PART NO.	DESCRIPTION	Q'TY						I	P/U	A	R
				(A)	(B)	(C)	(D)	(E)	(F)				
1	-	1A6150-15410	STAY, MOWER BRAKE	1									1
2	-	1A6150-15451	WIRE, MOWER BRAKE	1									1
3	-	1A6150-15511	BRAKE COMP., MOWER	1									1
4	--	1A6150-15680	SHOE ASSY, BRAKE	2									1
5	-	1A6150-15590	ARM	1									1
6	-	1A6150-15651	COLLAR	1									1
7	-	1A6150-15670	COLLAR 10.5X6.5	1									1
8	-	22117-080000	WASHER 8	1									10
9	-	22137-080000	WASHER 8, POLISHED	1									10
10	-	22417-200160	COTTER PIN 2.0X16	1									10
11	-	22487-080160	PIN 8X 16	1									1
12	-	26013-080302	BOLT M 8X 30	1									10
13	-	7A6150-15440	WIRE, RETURN ASSY	1									1
15	--	22272-000070	CIRCLIP E- 7	2									10
16	-	1A6150-15611	SPRING	1									1
17	-	22117-060000	WASHER 6	2									10
18	-	22417-160160	COTTER PIN 1.6X16	2									10
19	-	22487-060160	PIN 6X 16	2									1

N132389

N132389

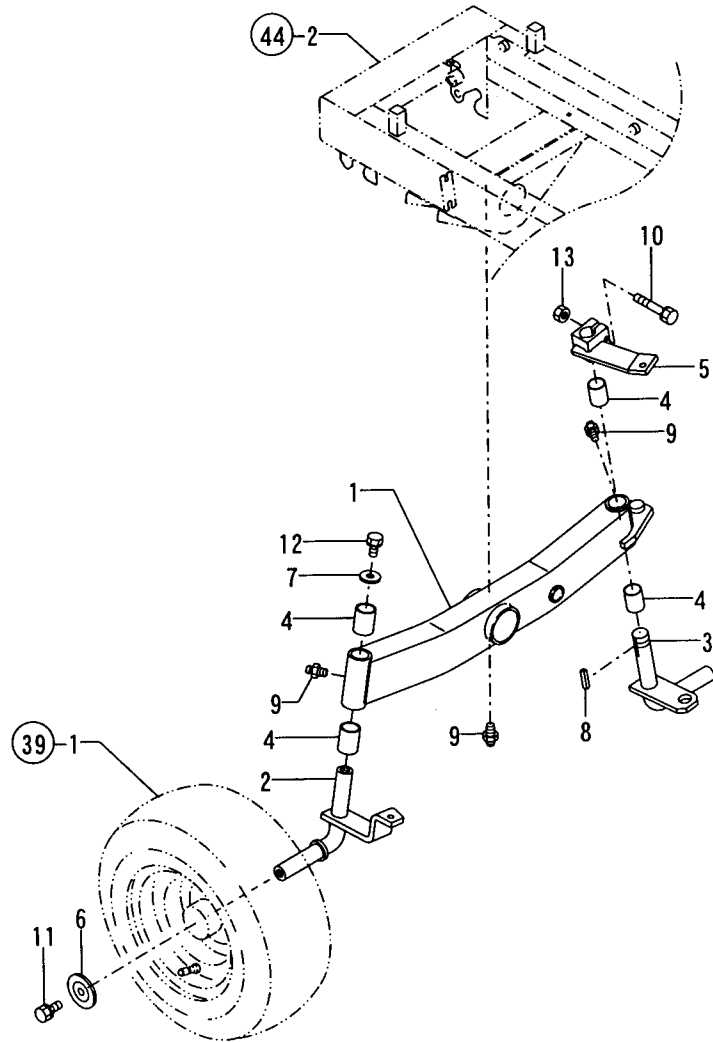
36. FRONT AXLE(PST)

1E08
1E07
NPC-3658

36. FRONT AXLE(PST)

98.12.15

(A)=LE20 (D)=
(B)= (E)=
(C)= (F)=



REF. NO.	LEV. 0	PART NO.	DESCRIPTION	Q'TY						I	P/U	A	R
				(A)	(B)	(C)	(D)	(E)	(F)				
1	.	1A6157-21150	AXLE ASSY, FRONT	1									
2	.	1A6157-21200	PIN L COMP., KING	1									
3	.	1A6157-21250	PIN R COMP., KING	1									
4	.	1A6150-21290	BUSH 25X28X30	4								1	
5	.	1A6157-21300	ARM CMP., TIE ROD	1									
6	.	1A6150-21350	WHEEL CAP	2								1	
7	.	1E6150-73410	WASHER 12X33X4.5	1								1	
8	.	22512-070300	KEY 7X 30	1								1	
9	.	24761-010000	NIPPLE M6F, GREASE	3								1	
10	.	26013-080452	BOLT M 8X 45	1								10	
11	.	26013-120252	BOLT M12X 25	2								10	
12	.	26013-120252	BOLT M12X 25	1								10	
13	.	26716-080002	NUT M 8	1								10	

N132390

N132390

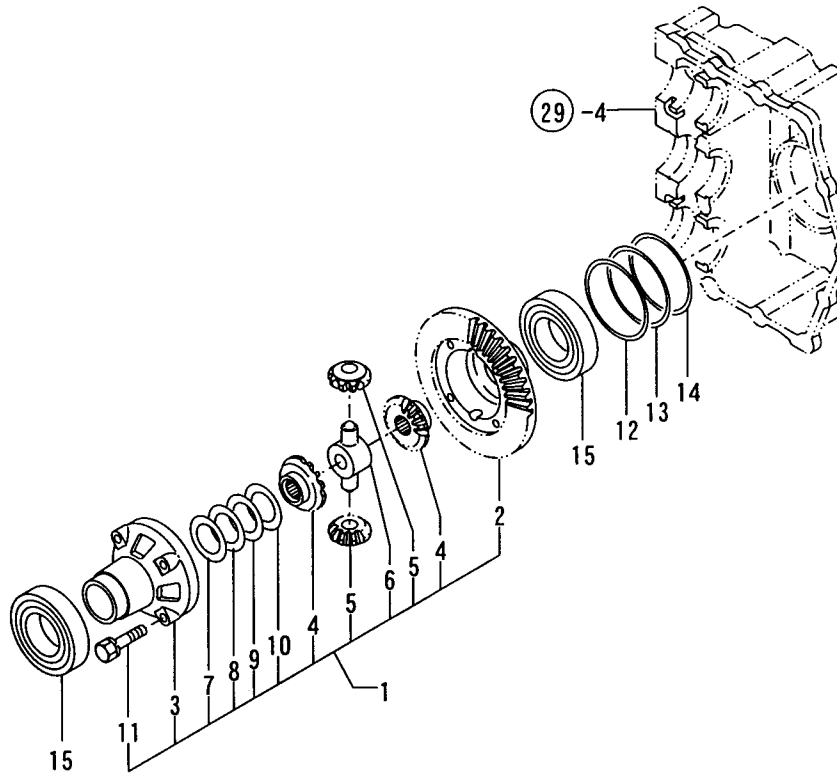
38. DIFFERENTIAL

1E10
(1E07)
NPC-3658

38. DIFFERENTIAL

98.12.15

(A)=LE20 (D)=
(B)= (E)=
(C)= (F)=



REF. No.	LEV. 0	PART NO.	DESCRIPTION	-----Q'TY-----						I	P	U	A	R
				(A)	(B)	(C)	(D)	(E)	(F)					
1	.	1A6150-22690	GEAR COMP.,DIFF.	1										1
2	..	1A6150-22700	CASE,DIFFERENTIAL	1										1
3	..	1A6150-22800	COVER,DIFF.CASE	1										0
4	..	198511-31511	GEAR, DIFFERENTIAL	2										1
5	..	198511-31561	PINION, DIFFERENTIAL	2										1
6	..	198511-31570	SHAFT, DIFFERENTIAL	1										1
7	..	194200-31851	SPACER T=0.9	1										2
8	..	194200-31861	SPACER T=1.0	1										2
9	..	194200-31871	SPACER T=1.1	1										2
10	..	194200-31881	SPACER T=1.2	1										2
11	..	26013-080352	BOLT M 8X 35	4										10
12	.	1A6150-22750	SHIM 0.2,DIFF.CASE	1										1
13	.	1A6150-22760	SHIM 0.3,DIFF.CASE	1										1
14	.	1A6150-22770	SHIM 0.1,DIFF.CASE	1										1
15	.	24101-062094	BALL BEARING	2										1

N132392

N132392

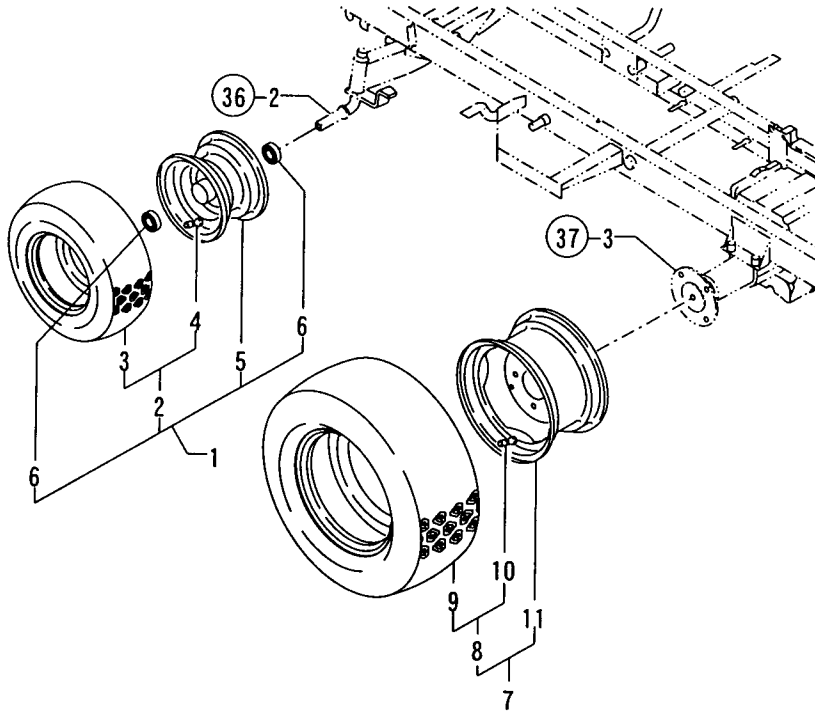
39. TIRE WHEEL

1E11
(1E07)
NPC-3658

39. TIRE WHEEL

98.12.15

(A)=LE20 (D)=
(B)= (E)=
(C)= (F)=



REF. NO.	LEV. 0	PART NO.	DESCRIPTION	Q'TY						I P/U A R
				(A)	(B)	(C)	(D)	(E)	(F)	
1	.	1A6150-23000	WHEEL KIT,FRONT TIRE	2						1
2	..	1A6150-23010	TIRE 16X6.50-8 COMP.	2						1
3	...	1A6150-23020	TIRE 16X6.50-8	2						1
4	...	194190-34730	HOUSING,CORE	2						1
5	..	1A6150-23030	WHEEL 5.375IX8DC	2						1
6	..	24104-062054	BALL BEARING	4						1
7	.	1A6150-23250	WHEEL KIT,REAR TIRE	2						1
8	..	1A6150-23260	TIRE 23X10.5-12 CMP.	2						1
9	...	1A6150-23270	TIRE 23X10.5-12	2						1
10	...	194190-34730	HOUSING,CORE	2						1
11	..	1A6150-23280	WHEEL 7JA-12WDC	2						1

N132393

N132393

40. STEERING(PST)

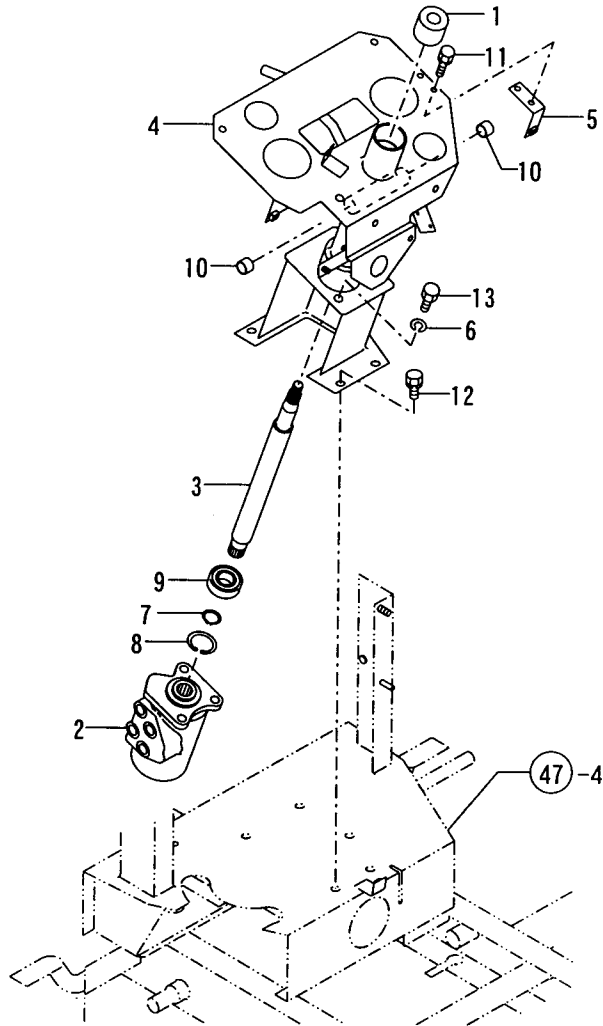
1E12
(1E07)
NPC-3658

40. STEERING(PST)

98.12.15

(A)=LE20
(B)=
(C)=

(D)=
(E)=
(F)=



N132394

REF. NO.	LEV. 0	PART NO.	DESCRIPTION	-----Q'ITY-----						I	P/U	A	R
				(A)	(B)	(C)	(D)	(E)	(F)				
1	-	198511-15620	BUSH,COLUMN	1								1	
2	-	1C1100-21100	VALVE,POWER STEERING	1								0	
3	-	1A6157-25120	SHAFT,STEERING	1									
4	-	1A6157-25200	COLUMN CMP.,PST	1									
5	-	1A6150-25401	STAY B	1								1	
6	-	22217-100000	SPRING WASHER 10	3								10	
7	-	22242-000200	CIRCLIP 20	1								10	
8	-	22252-000420	CIRCLIP 42	1								10	
9	-	24104-060044	BALL BEARING	1								1	
10	-	24550-012100	BUSH 12X10	2								1	
11	-	26013-060162	BOLT M 6X 16	2								10	
12	-	26013-100202	BOLT W/WASHER M10X20	5								10	
13	-	26156-100202	BOLT M10X 20 PLATED	3								10	

N132394

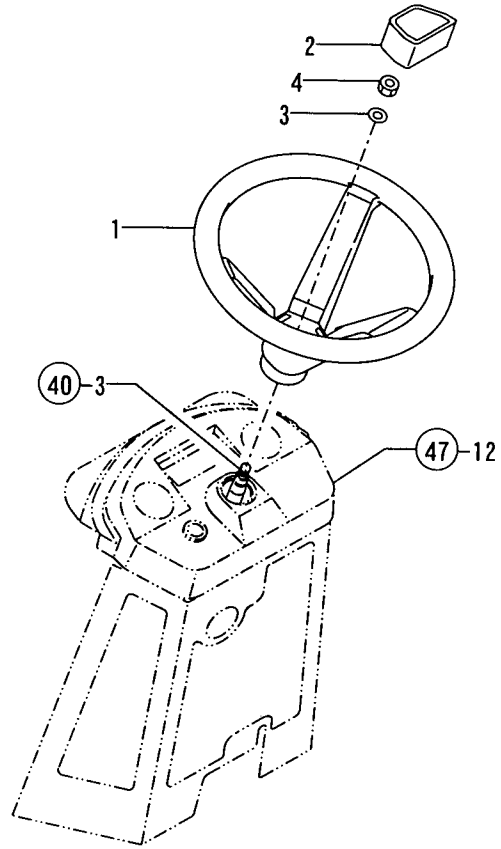
41. STEERING WHEEL

1E13
1E07
NPC-3658

41. STEERING WHEEL

98.12.15

(A)=LE20 (D)=
(B)= (E)=
(C)= (F)=

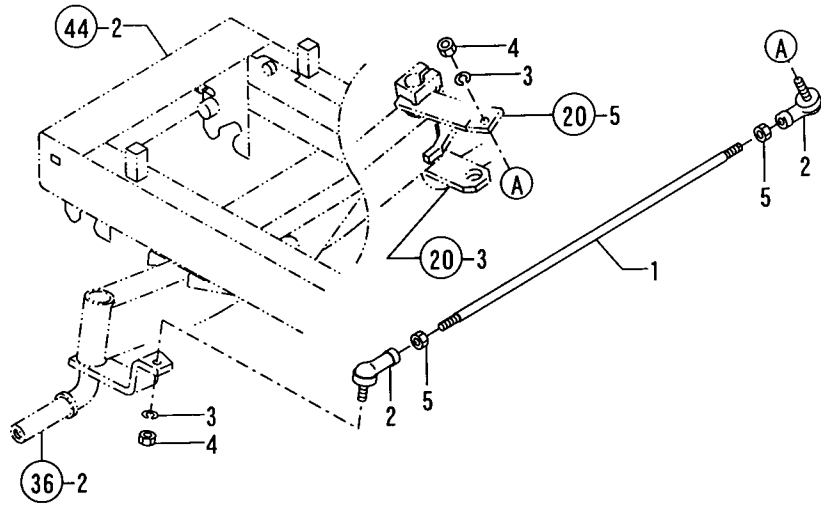


REF. NO.	LEV. 0	PART NO.	DESCRIPTION	Q'TY						I	P/U	A	R
				(A)	(B)	(C)	(D)	(E)	(F)				
1	.	1W4473-10020	WHEEL, STEERING	1									1
2	.	1W4473-20030	CAP	1									1
3	.	22137-120000	WASHER 12,POLISHED	1									10
4	.	26356-120002	U-NUT M12	1									1

N132395

N132395

42. FRONT LINK



1E14
(1E07)
NPC-3658

42. FRONT LINK

98.12.15

(A)=LE20 (D)=
(B)= (E)=
(C)= (F)=

REF. NO.	LEV. 0	PART NO.	DESCRIPTION	Q'TY						I	P/U	A	R
				(A)	(B)	(C)	(D)	(E)	(F)				
1	-	1A6157-26050	TIE-ROD	1									
2	-	1E8080-65830	BALL M10, LINK	2							1		
3	-	22217-100000	SPRING WASHER 10	2							10		
4	-	26716-100002	NUT 10	2							10		
5	-	26756-100002	LOCK NUT M10 PLATED	2							10		

N132396

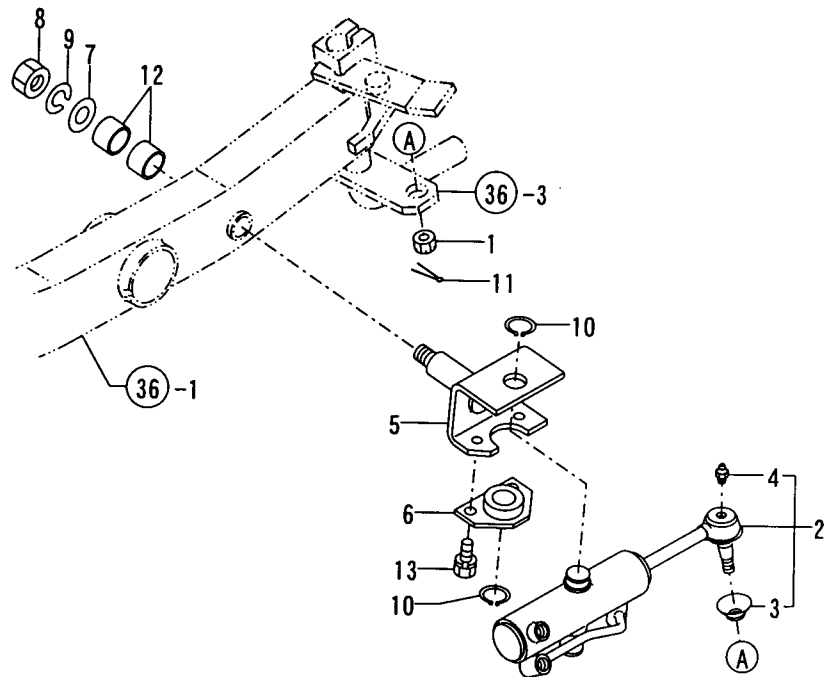
43. POWER STEERING CYLINDER

1E15
(1E07)
NPC-3658

43. POWER STEERING CYLINDER

98.12.15

(A)=LE20 (D)=
(B)= (E)=
(C)= (F)=



REF. NO.	LEV. 0	PART NO.	DESCRIPTION	-----Q'TY-----						I P/U A R
				(A)	(B)	(C)	(D)	(E)	(F)	
1	.	194215-12341	NUT	1						1
2	.	1A6157-27010	CYLINDER CMP.,PST	1						
3	..	194300-13340	COVER,DUST	1						1
4	..	24761-060000	NIPPLE MT6X1, GREASE	1						1
5	.	1A6157-27200	YOKE	1						
6	.	1A6157-27230	PIVOT CMP.	1						
7	.	1C6720-47280	COLLAR 17X35X2	1						0
8	.	26716-160002	NUT M16	1						10
9	.	22217-160000	SPRING WASHER 16	1						10
10	.	22242-000220	CIRCLIP 22	2						10
11	.	22417-250250	COTTER PIN 2.5X25	1						10
12	.	24550-025200	BUSH 25X20	2						1
13	.	26013-100162	BOLT M10X 16	2						10

N132397

N132397

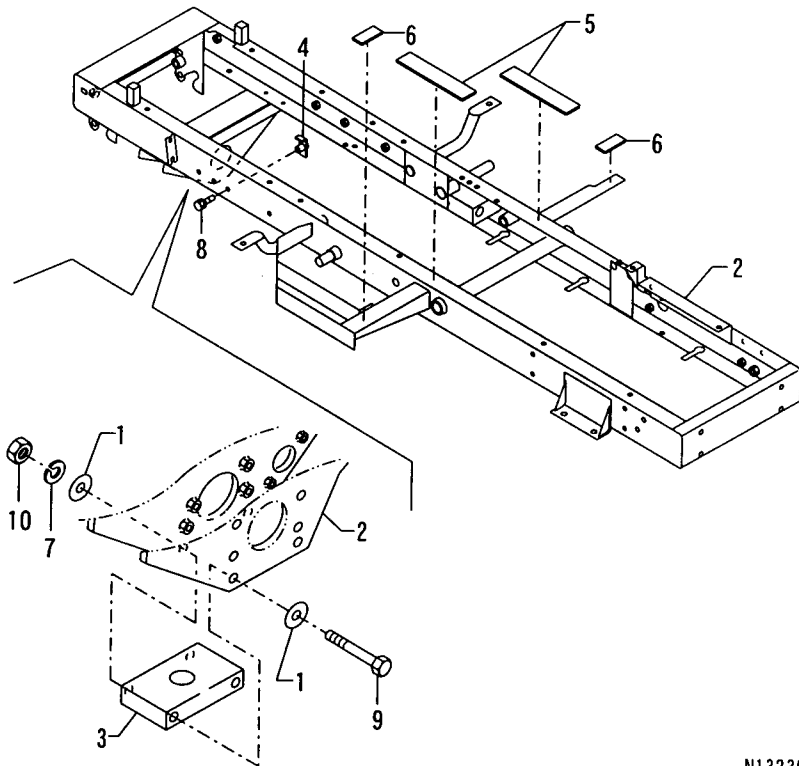
44. CHASSIS FRAME

1F01
(1E16)
NPC-3658

44. CHASSIS FRAME

98.12.15

(A)=LE20 (D)=
(B)= (E)=
(C)= (F)=



N132398

REF. NO.	LEV. 0	PART NO.	DESCRIPTION	-----Q'TY-----						I P/U A R
				(A)	(B)	(C)	(D)	(E)	(F)	
1	-	194145-04810	WASHER 10	4						1
2	-	7A6157-31010	PL CMP., CHASSIS 20EU	1						
3	-	1A6150-31451	SPACER, FRONT AXLE	1						
4	-	1A6150-31550	BRACKET COMP., HOSE	2						1
5	-	1A6150-31650	SEAL 12X40X205	2						1
6	-	194190-61761	RUBBER, CUSHION	2						1
7	-	22217-100000	SPRING WASHER 10	2						10
8	-	26013-080302	BOLT M 8X 30	2						10
9	-	26116-100952	BOLT M10X 95 PLATED	2						10
10	-	26716-100002	NUT 10	2						10

N132398

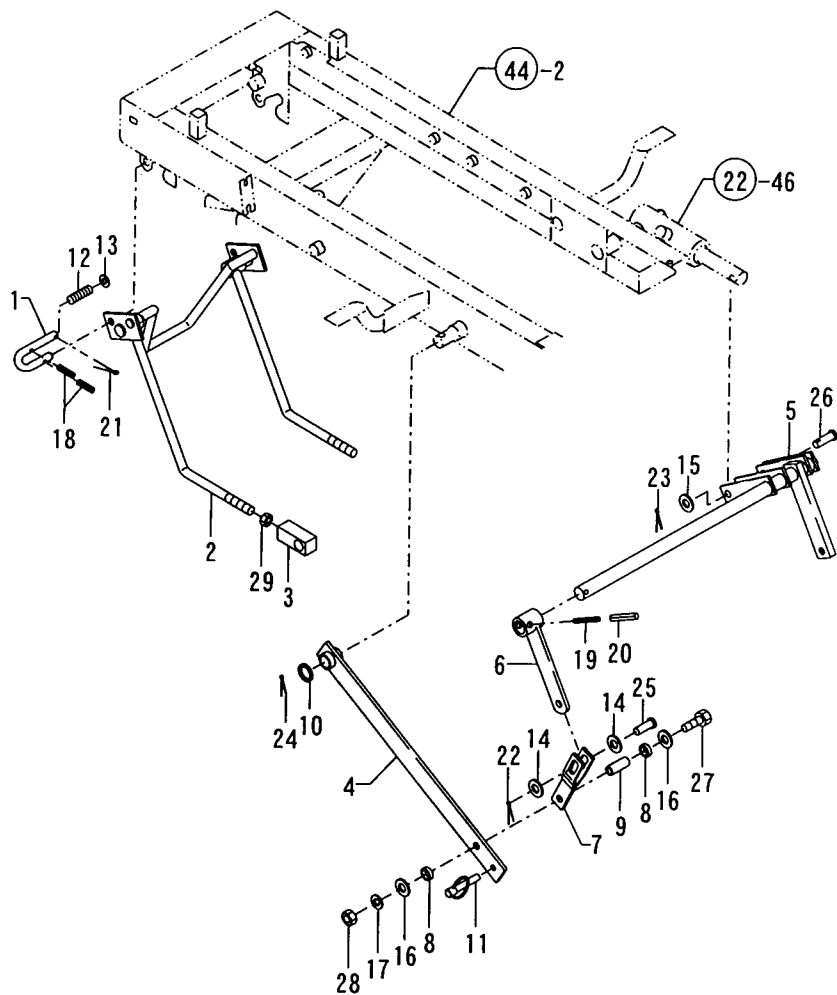
45. LIFT LINK

1F02
(1E16)
NPC-3658

45. LIFT LINK

98.12.15

(A)=LE20 (D)=
(B)= (E)=
(C)= (F)=

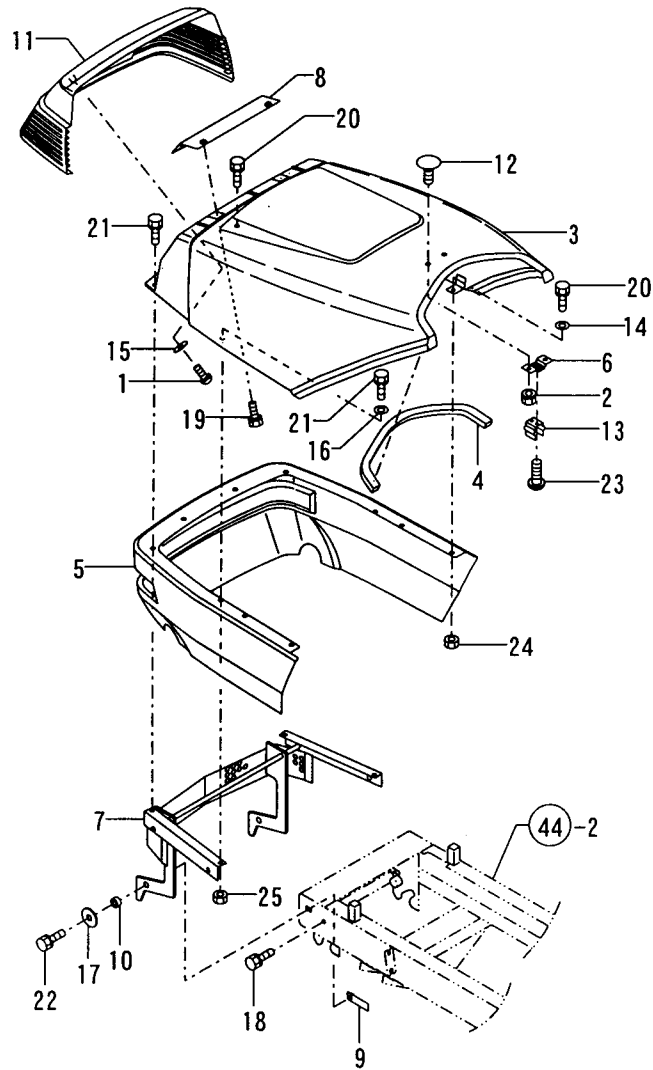


REF. NO.	LEV. 0	PART NO.	DESCRIPTION	Q'TY						I P/U A R	
				(A)	(B)	(C)	(D)	(E)	(F)		
1	-	1A6150-35050	U-FITTINGS	2							
2	-	1A6157-35060	HITCH,FRONT	1							1
3	-	1A6157-35150	LINK A,LIFTING	2							
4	-	1A6150-35201	LINK COMP.,REAR	2							0
5	-	1A6157-35250	SHAFT CMP.,LIFTING	1							
6	-	1A6150-35301	ARM B COMPL.	1							0
7	-	1A6150-35351	HOOK COMP.,REAR	2							1
8	-	1A6150-35700	COLLAR 12.7X17.3X5.5	4							4
9	-	1A6150-35750	COLLAR 8X12X23	2							1
10	-	1E6650-63400	COLLAR 20.2X27.2X3M	2							1
11	-	794130-71410	PIN ASSY,BALL SOCKET	2							5
12	-	1T3660-87230	SPRING 14X42	2							1
13	-	22117-120000	WASHER 12	2							10
14	-	22117-120000	WASHER 12	4							10
15	-	22117-120000	WASHER 12	1							10
16	-	22157-080000	WASHER 8	4							10
17	-	22217-080000	SPRING WASHER 8	2							10
18	-	22351-040020	SPRING PIN 4X20	4							10
19	-	22351-050040	SPRING PIN 5X40	1							10
20	-	22351-080040	SPRING PIN 8X40	1							10
21	-	22417-250200	COTTER PIN 2.5X20	2							10
22	-	22417-250200	COTTER PIN 2.5X20	2							10
23	-	22417-250200	COTTER PIN 2.5X20	1							10
24	-	22417-320320	COTTER PIN 3.2X32	2							10
25	-	22487-120300	PIN 12X 30	2							1
26	-	22487-120400	PIN 12X 40	1							1
27	-	26116-080402	BOLT M 8X 40 PLATED	2							10
28	-	26716-080002	NUT M 8	2							10
29	-	26746-180002	NUT M18	2							10

N132399

N132399

46. BONNET



N132400

+-----+
| 1F04 |
| (1F03) |
+-----+
NPC-3658

46. BONNET

98.12.15

(A)=LE20
(B)=
(C)=

(D)=
(E)=
(F)=

REF. NO.	LEV. 0	PART NO.	DESCRIPTION	Q'TY-----						I	P	U	A	R
				(A)	(B)	(C)	(D)	(E)	(F)					
1	.	1W0151-09066	SCREW				4							1
2	.	194990-22140	NUT W/WASHER 8				2							5
3	.	1A6150-41100	BONNET				1							1
4	.	1A6150-41120	PAD, (RUBBER)				1							1
5	.	1A6150-41150	COVER				1							1
6	.	1A6150-41160	STAY				1							1
7	.	1A6150-41300	HINGE COMP., BONNET				1							1
8	.	1A6150-41400	COVER "A", COOLER				1							1
9	.	1A6150-41550	SEAT COMP., HINGE				2							1
10	.	1A6150-54370	COLLAR 8X14X7				2							0
11	.	1W4621-60320	MASK, FRONT				1							1
12	.	198511-66220	BOLT M8X18, RD. HEAD.				2							1
13	.	1E8080-78690	CATCHER				1							1
14	.	22157-060000	WASHER 6				4							10
15	.	22157-060000	WASHER 6				4							10
16	.	22157-080000	WASHER 8				2							10
17	.	22157-080000	WASHER 8				2							10
18	.	26013-080162	BOLT W/WASHER M8X16				2							10
19	.	26018-060162	BOLT M6X16				2							10
20	.	26018-060202	BOLT M 6X 20				6							10
21	.	26018-080252	BOLT M8X 25				4							10
22	.	26018-080352	BOLT M8X35				2							10
23	.	26022-060122	SCREW M 6X 12				2							10
24	.	26716-060002	NUT 6				6							10
25	.	26716-080002	NUT M 8				2							10

N132400

47. COLUMU COVER(PST

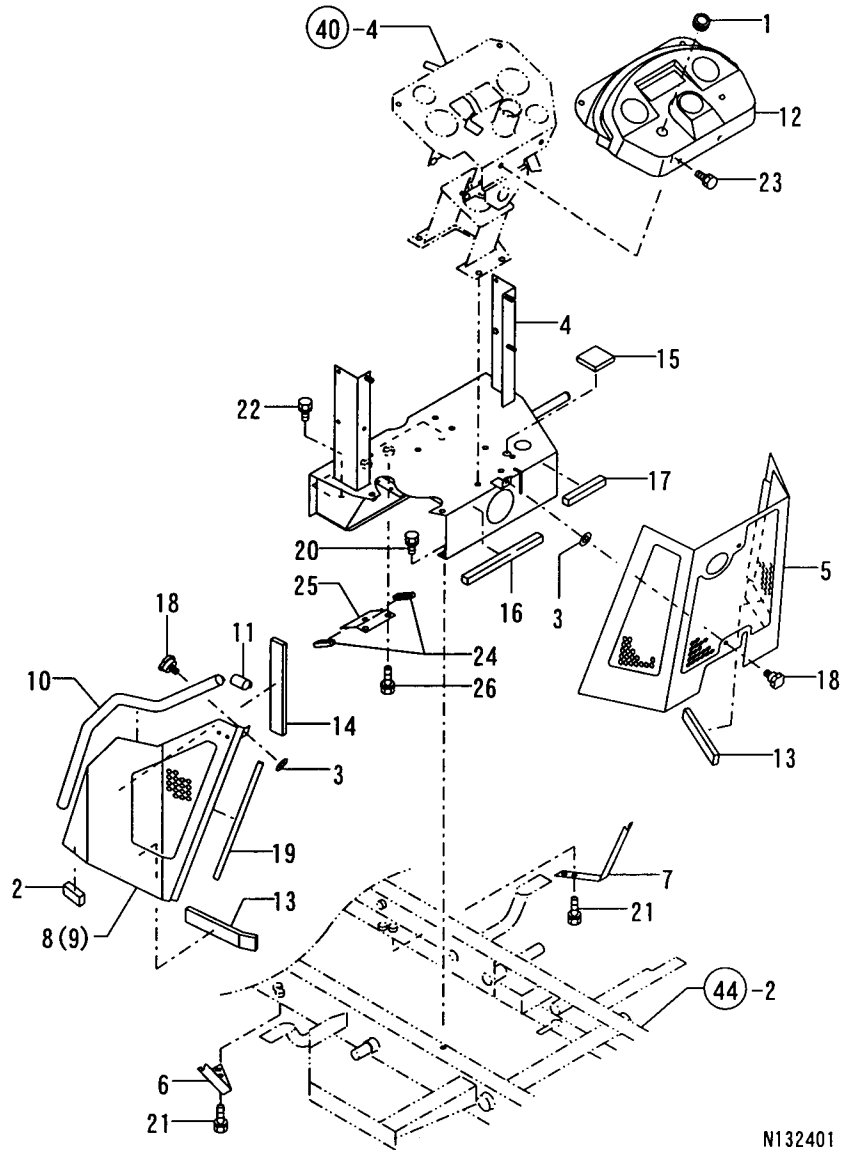
1F05
(1F03)
NPC-3658

47. COLUMU COVER(PST

98.12.15

(A)=LE20
(B)=
(C)=

(D)=
(E)=
(F)=



REF. NO.	LEV. 0	PART NO.	DESCRIPTION	-----Q'TY-----						I	P	U	A	R
				(A)	(B)	(C)	(D)	(E)	(F)					
1	-	172725-16380	GROMMET 15X20	1										1
2	-	1E6680-26621	MOLDINGS A,CHAIN CVR	2										1
3	-	1E6251-32530	RUBBER 74.5X16X1.5	4										1
4	-	1A6157-42010	HOUSE COMP.,COLUMN	1										
5	-	1A6150-42300	COVER C COMP.,COLUMN	1										1
6	-	1A6150-42380	STAY L,COLUMN FRONT	1										1
7	-	1A6150-42390	STAY R,COLUMN FRONT	1										1
8	-	1A6150-42401	COVER L COMP.,COLUMN	1										1
9	-	1A6150-42500	COVER R COMP.,COLUMN	1										1
10	-	1A6150-42581	SEAL,COLUMN COVER	2										1
11	-	1A6150-42590	SEAL,COLUMN COVER B	2										1
12	-	1A6150-42700	HANDLE PANEL	1										1
13	-	1A6150-42710	SEAL 10X30X160	4										1
14	-	1A6150-42720	SEAL 10X30X210	2										1
15	-	1A6150-42740	SEAL 10X50X50	1										1
16	-	1A6150-42750	SEAL 15X15X200	1										1
17	-	1A6150-42760	SEAL 15X15X100	1										1
18	-	1A1380-51700	KNOB,TOOL COMPARTM'T	4										1
19	-	1A6150-61891	RUBBER 250,EDGE	2										1
20	-	26013-080202	BOLT W/WASHER M8X20	2										10
21	-	26013-080202	BOLT W/WASHER M8X20	4										10
22	-	26013-100202	BOLT W/WASHER M10X20	2										10
23	-	26018-080162	BOLT M 8X 16	4										10
24	-	1A6150-08270	CUSHION A,WR.HARNESS	2										1
25	-	1A6157-05930	STAY,HOSE	1										
26	-	26013-080162	BOLT W/WASHER M8X16	2										10

N132401

N132401

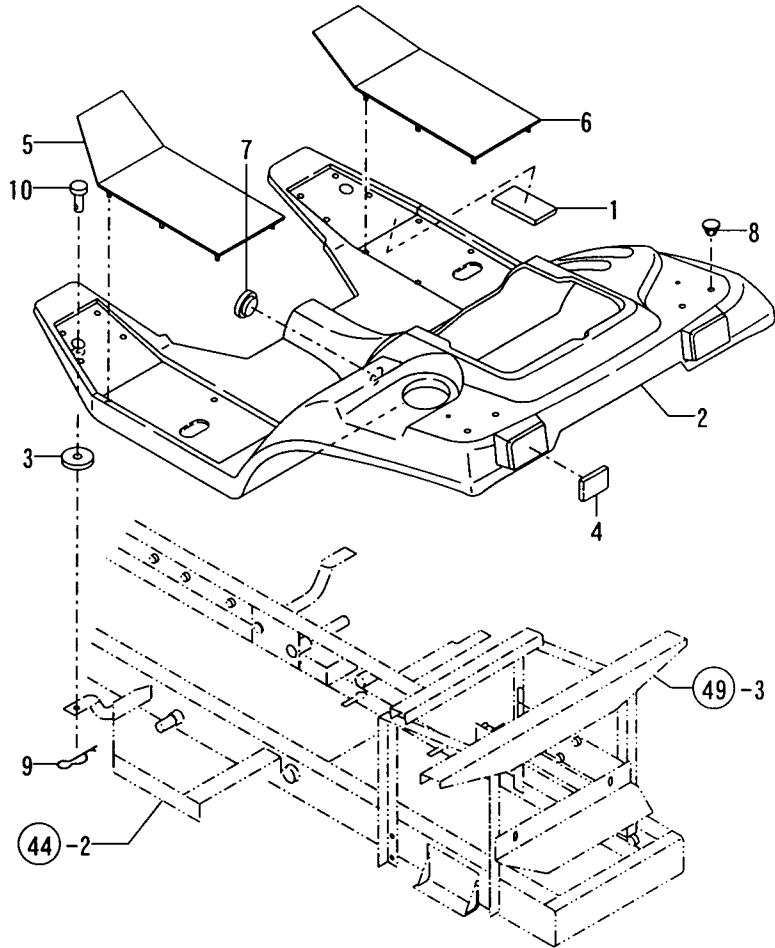
48. FENDER

+-----+
 | 1F06 |
 | (1F03) |
 +-----+
 NPC-3658

48. FENDER

98.12.15

(A)=LE20 (D)=
 (B)= (E)=
 (C)= (F)=



REF. NO.	LEV. 0	PART NO.	DESCRIPTION	-----Q'ITY-----						I	P/U	A	R
				(A)	(B)	(C)	(D)	(E)	(F)				
1	.	1E6910-04940	TAPE 20X70,SOFT	1									1
2	.	7A6157-43010	PL CMP.,FENDER 20EU	1									1
3	.	1A6150-43020	RUBBER, CUSHION	4									1
4	.	1A6150-43030	REFLECTOR	2									1
5	.	1A6150-43100	MAT L,RUBBER	1									1
6	.	1A6150-43120	MAT R,RUBBER	1									1
7	.	172730-61890	CAP	1									1
8	.	1A6150-69890	CAP	4									0
9	.	22360-100000	SNAP PIN 10	4									10
10	.	22487-100160	PIN 10X 16	4									1

N132402

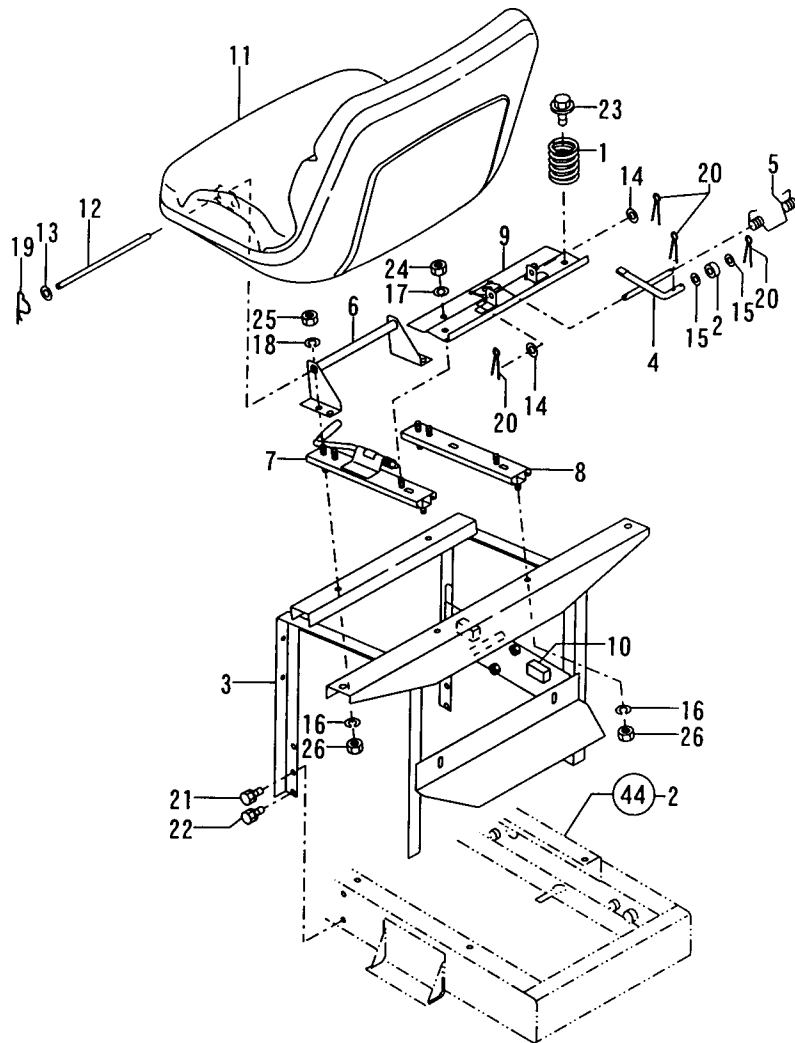
49. OPERATOR SEAT

1F07
(1F03)
NPC-3658

49. OPERATOR SEAT

98.12.15

(A)=LE20 (D)=
(B)= (E)=
(C)= (F)=

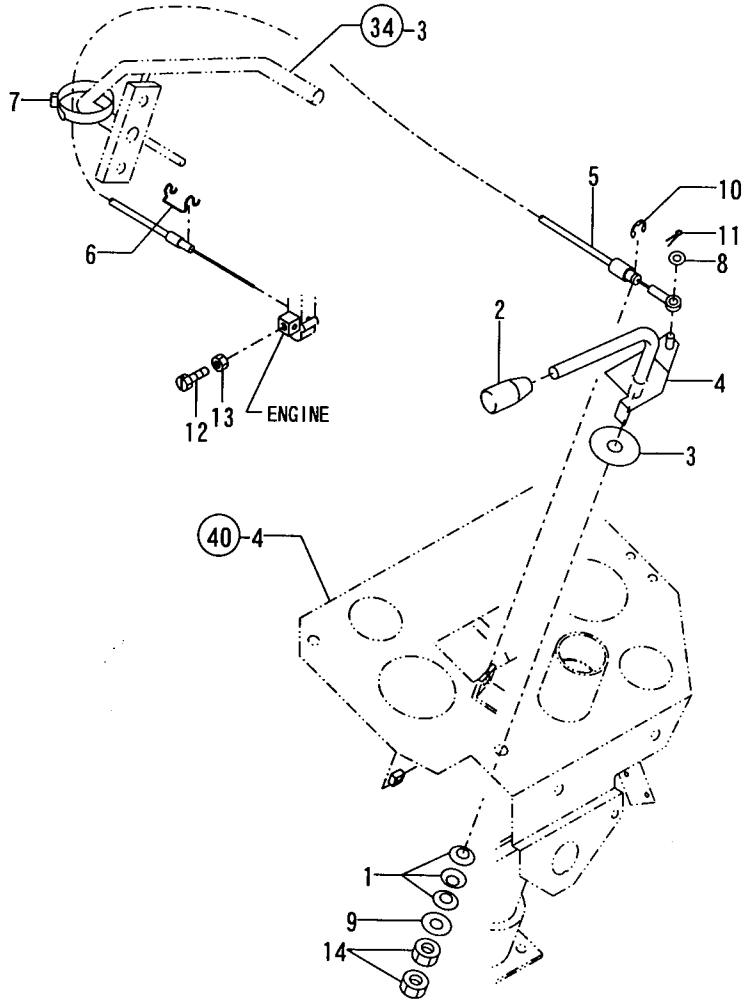


REF. NO.	LEV. 0	PART NO.	DESCRIPTION	-----Q'TY-----						I P/U A R
				(A)	(B)	(C)	(D)	(E)	(F)	
1	-	1W4982-11540	SPRING	2						1
2	-	1W3985-11710	BUSHING	1						1
3	-	1A6157-44150	BRACKET COMP., SEAT	1						
4	-	1A6150-44300	LEVER, GOVERNOR	1						1
5	-	1A6150-44333	SPRING, LEVER RETURN	1						0
6	-	1A6150-44350	STAY ASSY, SEAT	1						1
7	-	1W4647-50140	ADJUSTER L	1						1
8	-	1W4647-50150	ADJUSTER R	1						1
9	-	1W4647-50160	BASE, OPR. SEAT PLATE	1						1
10	-	198230-61880	STOPPER	2						1
11	-	198511-63100	SEAT COMPL.	1						1
12	-	198511-63120	PIN, OPR. SEAT HINGE	1						1
13	-	22117-080000	WASHER 8	2						10
14	-	22117-080000	WASHER 8	2						10
15	-	22117-100000	WASHER 10	2						10
16	-	22217-080000	SPRING WASHER 8	4						10
17	-	22217-080000	SPRING WASHER 8	2						10
18	-	22217-080000	SPRING WASHER 8	4						10
19	-	22360-080000	SNAP PIN 8	2						10
20	-	22417-250200	COTTER PIN 2.5X20	4						10
21	-	26013-080202	BOLT W/WASHER M8X20	8						10
22	-	26013-100202	BOLT W/WASHER M10X20	2						10
23	-	26018-080202	BOLT M 8X 20	2						10
24	-	26716-080002	NUT M 8	2						10
25	-	26716-080002	NUT M 8	4						10
26	-	26716-080002	NUT M 8	4						10

N132403

N132403

50. ENGINE CONTROL



1F09
1F08
NPC-3658

50. ENGINE CONTROL

98.12.15

(A)=LE20 (D)=
(B)= (E)=
(C)= (F)=

REF. NO.	LEV. 0	PART NO.	DESCRIPTION	Q'TY						I	P/U	A	R
				(A)	(B)	(C)	(D)	(E)	(F)				
1	.	194740-00160	WASHER 10, CONICAL	3								10	
2	.	194150-01190	KNOB, THROTTLE LEVER	1								1	
3	.	198220-01261	PLATE, FRICTION	1								1	
4	.	1A6150-51010	LEVER,	1								1	
5	.	1A6150-51101	WIRE, ACCEL	1								1	
6	.	1A6150-51110	SPRING, ACCEL. WIRE LC	1								1	
7	.	1E6102-84960	BAND 250, WIRE LOCK	1								1	
8	.	22117-060000	WASHER 6	1								10	
9	.	22137-100000	WASHER 10, POLISHED	1								10	
10	.	22273-000070	CIRCLIP E- 7	1								10	
11	.	22417-160160	COTTER PIN 1.6X16	1								10	
12	.	26117-040088	BOLT M 4X 8 PLATED	1								10	
13	.	26716-040002	NUT M 4	1								10	
14	.	26756-100002	LOCK NUT M10 PLATED	2								10	

N132404

N132404

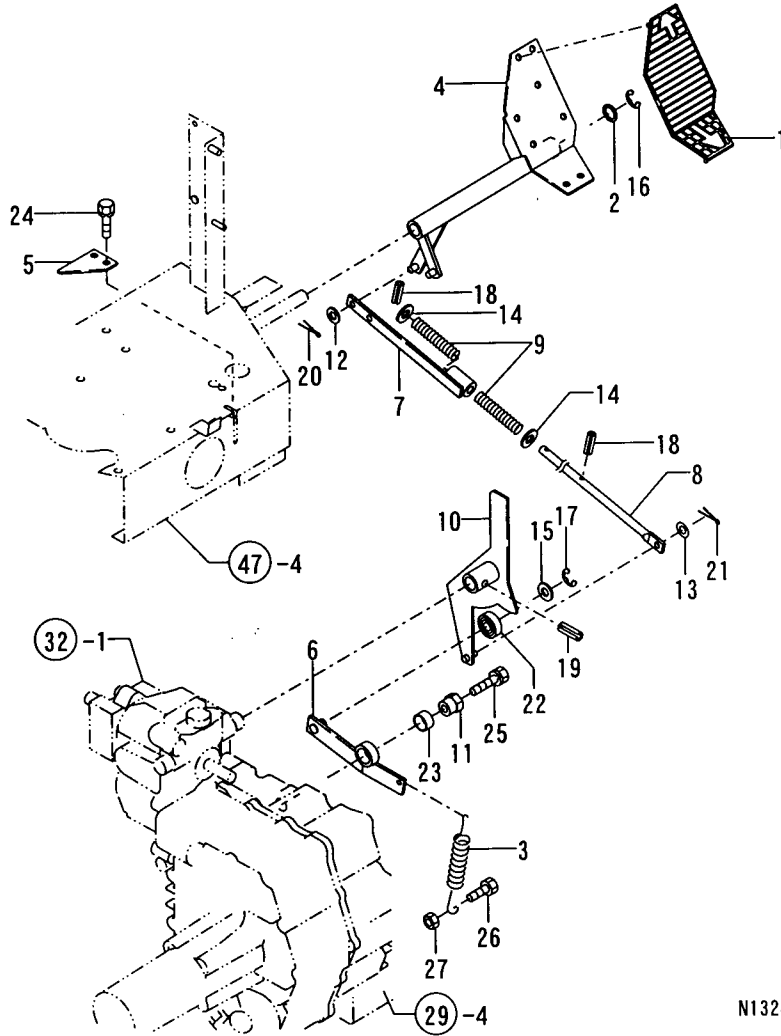
51. CHANGE CONTROL

-----+
 | 1F10 |
 | (1F08) |
 +-----+
 NPC-3658

51. CHANGE CONTROL

98.12.15

(A)=LE20 (D)=
 (B)= (E)=
 (C)= (F)=



REF. NO.	LEV. 0	PART NO.	DESCRIPTION	Q'TY						I	P	U	A	R
				(A)	(B)	(C)	(D)	(E)	(F)					
1	.	1W4981-10441	RUBBER	1										1
2	.	1A1380-23710	WASHER 16.5X23X2	1										1
3	.	194200-37510	SPRING, RETURN	1										2
4	.	1A6150-53100	PEDAL COMP.,HST	1										1
5	.	1A6150-53180	STOPPER,HST PEDAL	1										1
6	.	1A6150-53200	ARM COMP.,NEUTRAL	1										1
7	.	1A6150-53300	ROD A COMP.,CHANGE	1										1
8	.	1A6150-53321	ROD B,CHANGE	1										0
9	.	1A6150-53341	SPRING,HST ROD	2										0
10	.	1A6150-53350	CAM COMP.,NEUTRAL	1										1
11	.	1A6150-53380	SHAFT	1										1
12	.	22117-080000	WASHER 8	1										10
13	.	22117-080000	WASHER 8	1										10
14	.	22117-100000	WASHER 10	2										10
15	.	22117-120000	WASHER 12	1										10
16	.	22272-000120	CIRCLIP E-12	1										10
17	.	22273-000090	CIRCLIP E-9	1										10
18	.	22351-030020	SPRING PIN 3X20	2										10
19	.	22351-060032	SPRING PIN 6X32	1										10
20	.	22417-250200	COTTER PIN 2.5X20	1										10
21	.	22417-250200	COTTER PIN 2.5X20	1										10
22	.	24104-062014	BALL BEARING 6201UU	1										1
23	.	24550-020120	BUSH 20X12,DRY	1										1
24	.	26013-080202	BOLT W/WASHER M8X20	2										10
25	.	26013-100402	BOLT M10X 40	1										10
26	.	26116-080252	BOLT M 8X 25 PLATED	1										10
27	.	26716-080002	NUT M 8	1										10

N132405

N132405

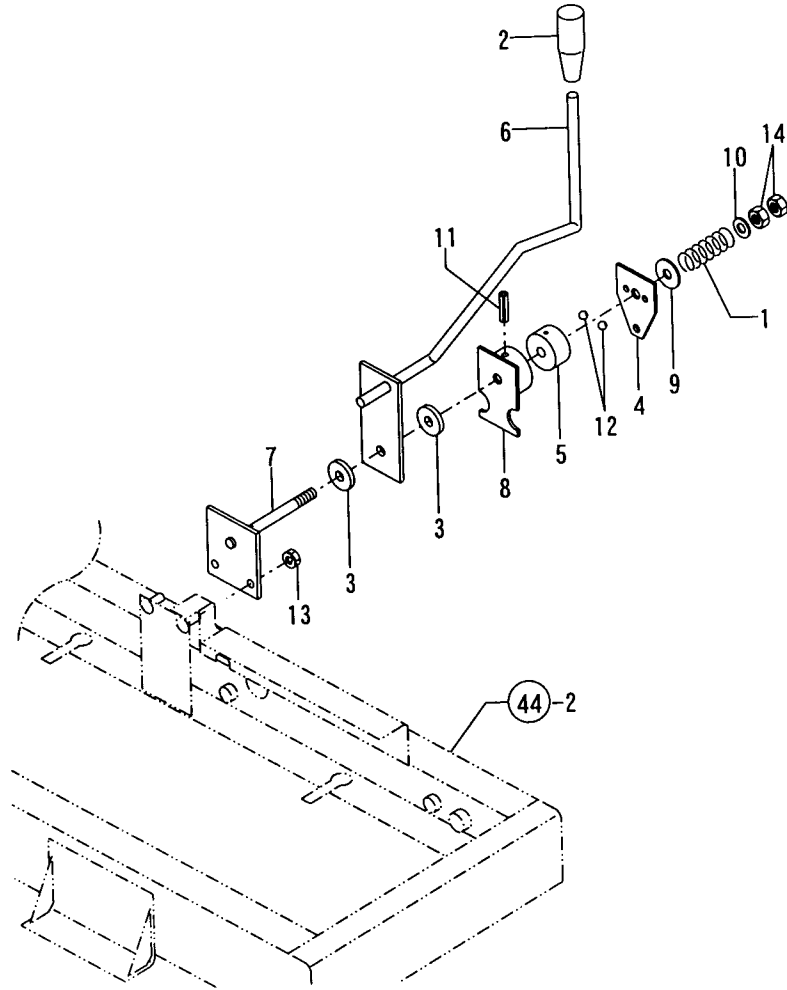
52. CRUISE CONTROL

1F11
(1F08)
NPC-3658

52. CRUISE CONTROL

98.12.15

(A)=LE20 (D)=
(B)= (E)=
(C)= (F)=



REF. NO.	LEV. 0	PART NO.	DESCRIPTION	Q'TY						I P/U A R
				(A)	(B)	(C)	(D)	(E)	(F)	
1	-	194630-01150	SPRING	1						1
2	-	194940-01230	KNOB, ACCELERAT. LEVER	1						1
3	-	198220-01261	PLATE, FRICTION	2						1
4	-	1A6150-53420	CAM A	1						1
5	-	1A6150-53430	CAM B	1						1
6	-	1A6150-53440	LEVER COMP., CRUISE	1						1
7	-	1A6150-53470	SHAFT COMP., CRUISE	1						1
8	-	1A6150-53500	PLATE ASSY, PRESSURE	1						1
9	-	172147-61520	SPACER	1						1
10	-	22137-100000	WASHER 10, POLISHED	1						10
11	-	22351-040032	SPRING PIN 4X32	1						10
12	-	24190-100003	BALL 5/16	2						10
13	-	26051-080002	NUT M 8	2						10
14	-	26756-100002	LOCK NUT M10 PLATED	2						10

N132406

N132406

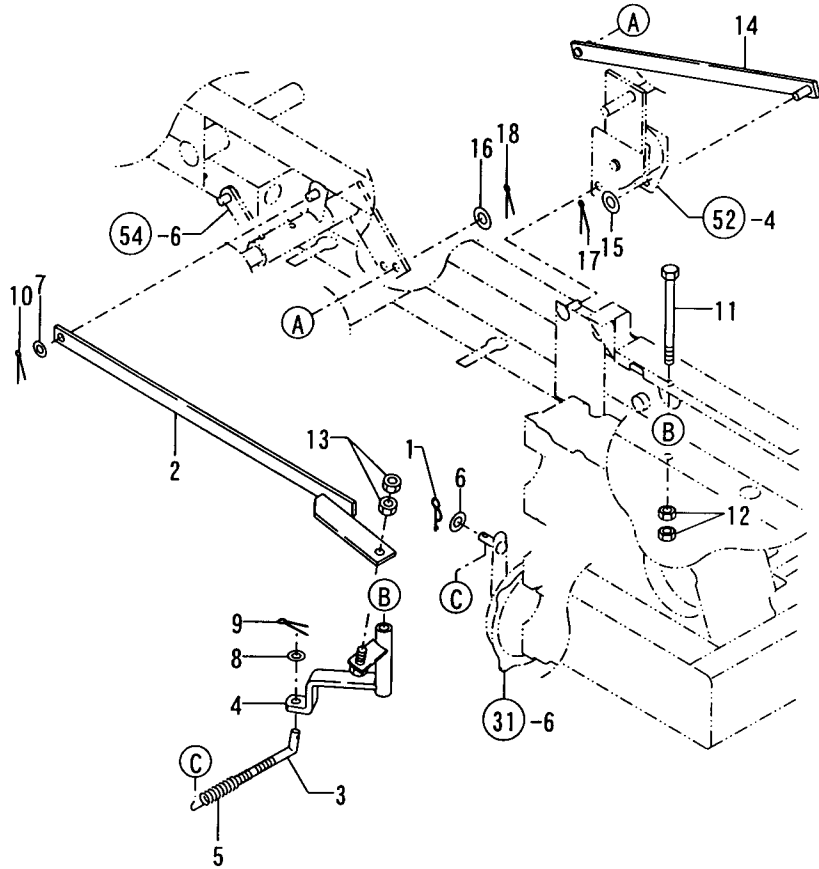
53. BRAKE ROD

1F12
(1F08)
NPC-3658

53. BRAKE ROD

98.12.15

(A)=LE20 (D)=
(B)= (E)=
(C)= (F)=

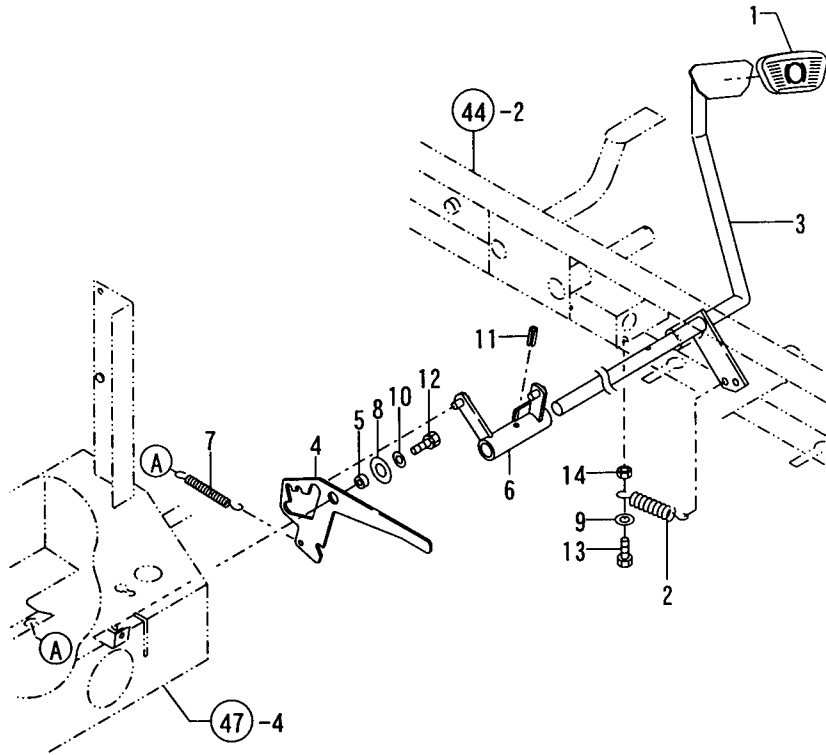


REF. NO.	LEV. 0	PART NO.	DESCRIPTION	Q'TY						I P/U A R
				(A)	(B)	(C)	(D)	(E)	(F)	
1	.	1C6281-52310	PIN 6, COME-OFF SNAP	1						1
2	.	1A6150-54540	ROD A COMP., BRAKE	1						1
3	.	1A6150-54580	ROD C, BRAKE	1						1
4	.	1A6150-54700	LINK COMP., BRAKE ROD	1						1
5	.	1A1550-56250	SPRING, BRAKE	1						1
6	.	22117-060000	WASHER 6	1						10
7	.	22117-080000	WASHER 8	1						10
8	.	22117-080000	WASHER 8	1						10
9	.	22417-250200	COTTER PIN 2.5X20	1						10
10	.	22417-250200	COTTER PIN 2.5X20	1						10
11	.	26116-081002	BOLT M 8X100 PLATED	1						10
12	.	26716-080002	NUT M 8	2						10
13	.	26716-080002	NUT M 8	2						10
14	.	1A6150-53600	ROD B COMP., BRAKE	1						1
15	.	22117-080000	WASHER 8	1						10
16	.	22117-080000	WASHER 8	1						10
17	.	22417-250200	COTTER PIN 2.5X20	1						10
18	.	22417-250200	COTTER PIN 2.5X20	1						10

N132407

N132407

54. BRAKE PEDAL



1F13
1F08
NPC-3658

54. BRAKE PEDAL

98.12.15

(A)=LE20 (D)=
(B)= (E)=
(C)= (F)=

REF. NO.	LEV. 0	PART NO.	DESCRIPTION	Q'TY						I	P	U	A	R
				(A)	(B)	(C)	(D)	(E)	(F)					
1	.	1W4981-10850	RUBBER	1										1
2	.	194200-37510	SPRING, RETURN	1										2
3	.	1A6150-54301	PEDAL ASSY	1										1
4	.	1A6150-54360	LOCK PLATE	1										1
5	.	1A6150-54370	COLLAR 8X14X7	1										0
6	.	1A6150-54400	LINK, BRAKE	1										1
7	.	1A6150-54650	SPRING, PAKKING BRAKE	1										1
8	.	1E6030-73130	COLLAR 14.5X32X3.2	1										1
9	.	22137-080000	WASHER 8, POLISHED	1										10
10	.	22137-080000	WASHER 8, POLISHED	1										10
11	.	22351-060032	SPRING PIN 6X32	1										10
12	.	26013-080252	BOLT M 8X 25	1										10
13	.	26116-080352	BOLT M 8X 35	1										10
14	.	26716-080002	NUT M 8	1										10

N132408

N132408

55. CLUTCH LEVER

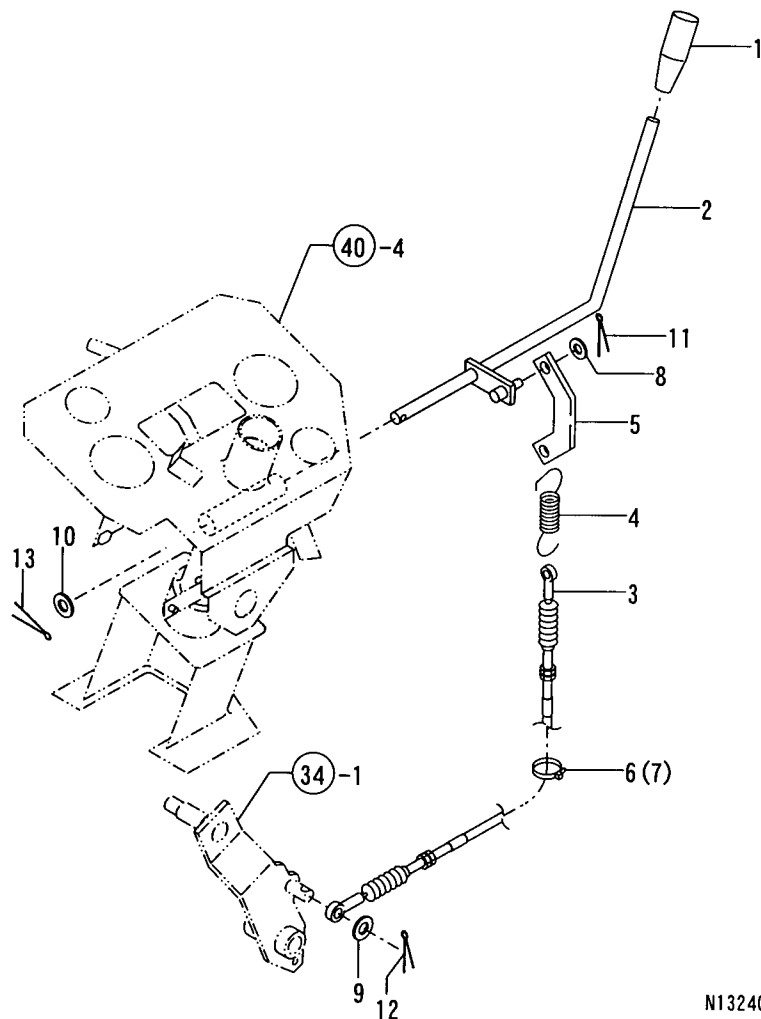
1F14
 (1F08)
 NPC-3658

55. CLUTCH LEVER

98.12.15

(A)=LE20
 (B)=
 (C)=

(D)=
 (E)=
 (F)=



N132409

REF. NO.	LEV. 0	PART NO.	DESCRIPTION	-----QTY-----						I	P/U	A	R
				(A)	(B)	(C)	(D)	(E)	(F)				
1	.	194940-01230	KNOB, ACCELERAT. LEVER	1								1	
2	.	1A6150-57100	LEVER, P.T.O.	1								1	
3	.	1A6150-57201	WIRE, P.T.O. CLUTCH	1								1	
4	.	1A6150-57211	SPRING	1								1	
5	.	1A6150-57220	LINK	1								1	
6	.	1E6102-84960	BAND 250, WIRE LOCK	2								1	
7	.	1E6102-84970	BAND 140, WIRE LOCK	1								1	
8	.	22117-080000	WASHER 8	1								10	
9	.	22117-080000	WASHER 8	1								10	
10	.	22117-120000	WASHER 12	1								10	
11	.	22417-200160	COTTER PIN 2.0X16	1								10	
12	.	22417-200160	COTTER PIN 2.0X16	1								10	
13	.	22417-250200	COTTER PIN 2.5X20	1								10	

N132409

56. MOWER DECK

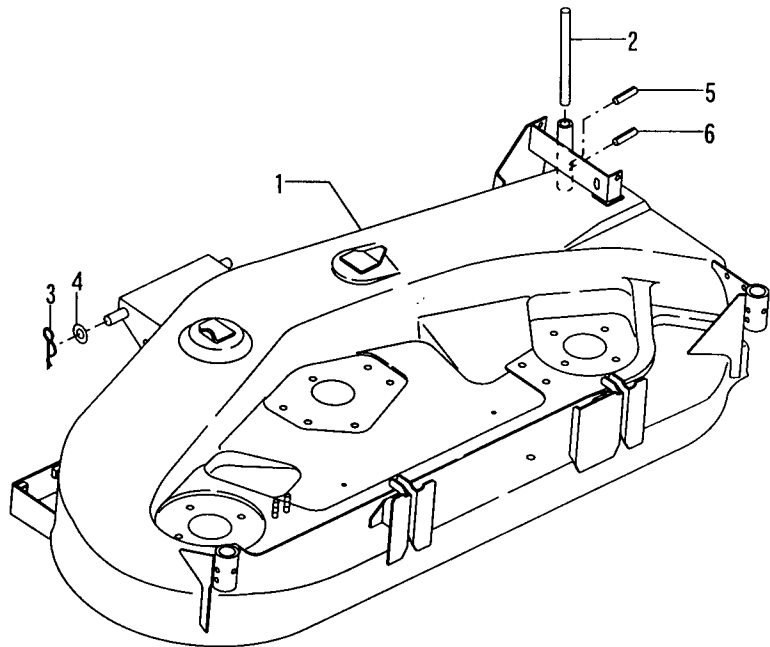
1F16
(1F15)
NPC-3658

56. MOWER DECK

98.12.15

(A)=LE20
(B)=
(C)=

(D)=
(E)=
(F)=



REF. NO.	LEV. 0	PART NO.	DESCRIPTION	Q'TY						I P/U A R
				(A)	(B)	(C)	(D)	(E)	(F)	
1	-	7A6150-61002	PL CMP.,MOWER DECK	1						
2	-	1A6150-61320	SHAFT,	1						1
3	-	1A6150-73700	SNAP PIN 16	2						1
4	-	22137-160000	WASHER 16,POLISHED	2						10
5	-	22351-050025	SPRING PIN 5X25	1						10
6	-	22351-060025	SPRING PIN 6X25	1						10

N132410

* LE20MCEU SPEC.
FOR LE20REU SPEC., REFER TO ITEM
NO.69.

REMARKS

*LE20MCEU仕様
LE20REU仕様は、コウモクNO.69 オ サシヨウクダサイ

* LE20MCEU SPEC.
FOR LE20REU SPEC., REFER TO ITEM
NO.69.

N132410

57. MOWER COVER

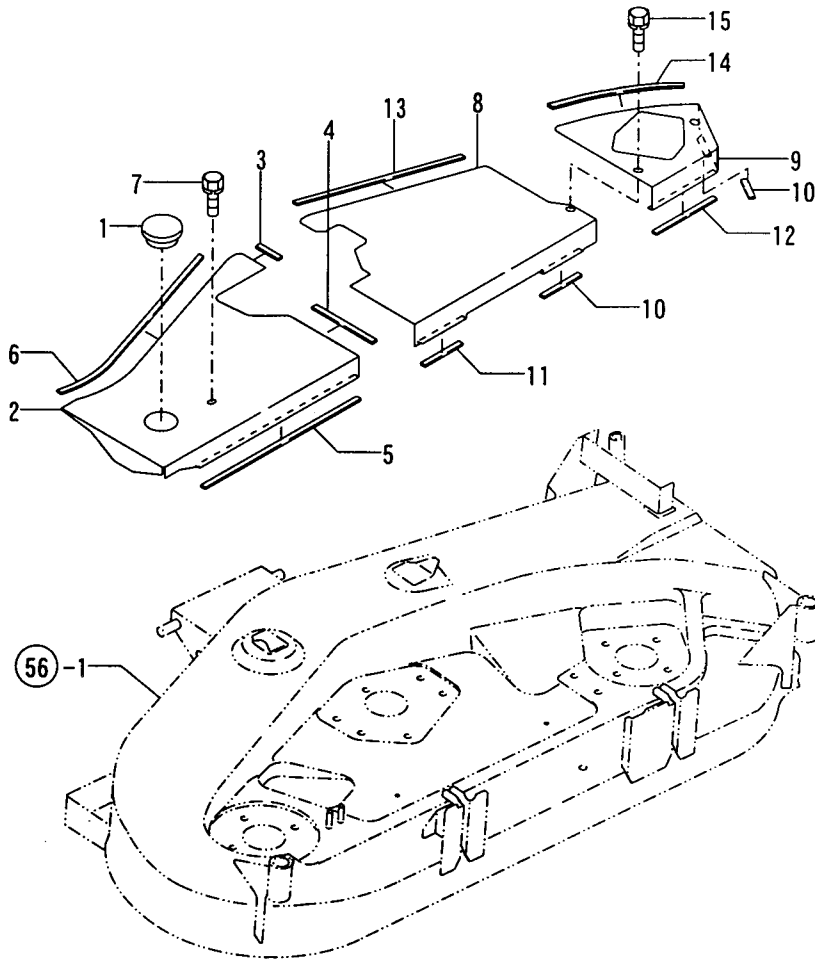
1G01
(1F15)
NPC-3658

57. MOWER COVER

98.12.15

(A)=LE20
(B)=
(C)=

(D)=
(E)=
(F)=



REF. NO.	LEV. 0	PART NO.	DESCRIPTION	Q'TY						I	P	U	A	R
				(A)	(B)	(C)	(D)	(E)	(F)					
1	.	1E6470-37420	CAP 60	1										1
2	.	1A6150-61701	COVER (L)	1										0
3	.	1A6150-61830	SEAL 3X10X50	1										1
4	.	1A6150-61850	SEAL 3X10X135	1										1
5	.	1A6150-61870	SEAL 3X10X345	1										1
6	.	1E8050-83240	MOLDINGS 440	1										1
7	.	26018-080162	BOLT M 8X 16	1										10
8	.	1A6150-61770	COVER	1										1
9	.	1A6150-61801	COVER(R	1										1
10	.	1A6150-61830	SEAL 3X10X50	2										1
11	.	1A6150-61840	SEAL 3X10X85	1										1
12	.	1A6150-61850	SEAL 3X10X135	1										1
13	.	1A6150-61891	RUBBER 250,EDGE	1										1
14	.	1A6150-61900	RUBBER 220,EDGE	1										1
15	.	26018-080162	BOLT M 8X 16	1										10

N132411

LE20MCEU SPEC.
FOR LE20REU SPEC., REFER TO ITEM
NO.70

REMARKS	
*LE20MCEU 仕様 LE20REU仕様は、NO.70 の仕様を参照してください	LE20MCEU SPEC. FOR LE20REU SPEC., REFER TO ITEM NO.70

N132411

58. ABANDON COVER

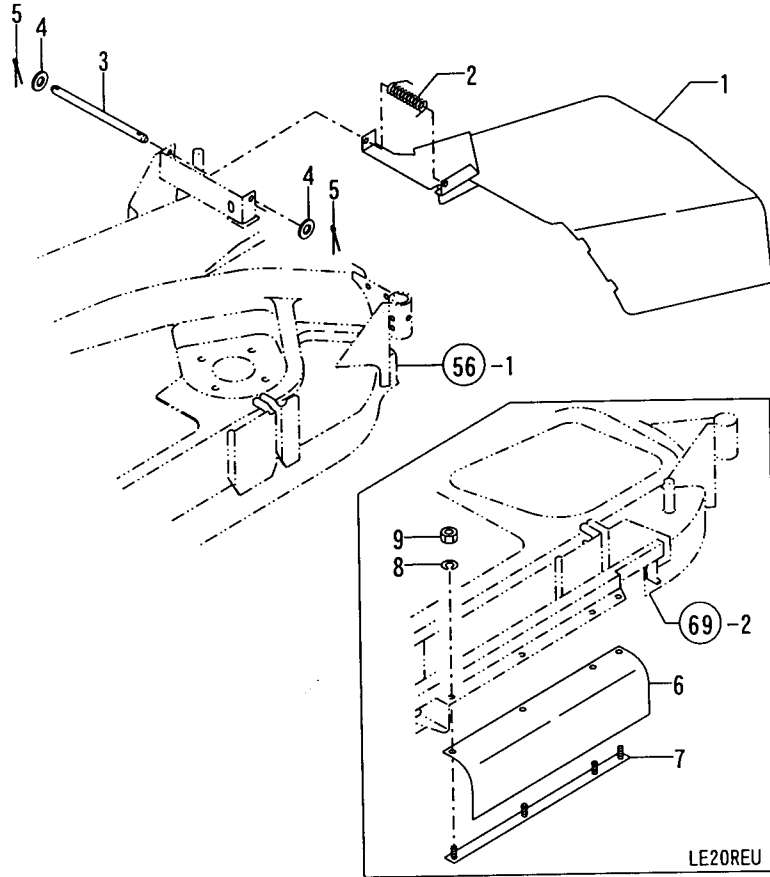
1G02
(1F15)
NPC-3658

58. ABANDON COVER

98.12.15

(A)=LE20
(B)=
(C)=

(D)=
(E)=
(F)=



REF. No.	LEV. O	PART NO.	DESCRIPTION	Q'ITY						I	P/U	A	R
				(A)	(B)	(C)	(D)	(E)	(F)				
1	.	1A6150-61911	DEFLECTOR COMPL.	1							1	(1	
2	.	1A6150-61980	SPRING 3.0X 18X 71	1							1	(1	
3	.	198511-63120	PIN,OPR.SEAT HINGE	1							1	(1	
4	.	22117-080000	WASHER 8	2							10	(1	
5	.	22417-200160	COTTER PIN 2.0X16	2							10	(1	
6	.	1A6150-69801	COVER	1							0	(2	
7	.	1A6150-69811	PLATE	1							0	(2	
8	.	22217-080000	SPRING WASHER 8	4							10	(2	
9	.	26716-080002	NUT M 8	4							10	(2	

N132412

(1)LE20MCEU SPEC.
(2)LE20REU SPEC.

REMARKS
(1)LE20MCEU SPEC.
(2)LE20REU SPEC.

N132412

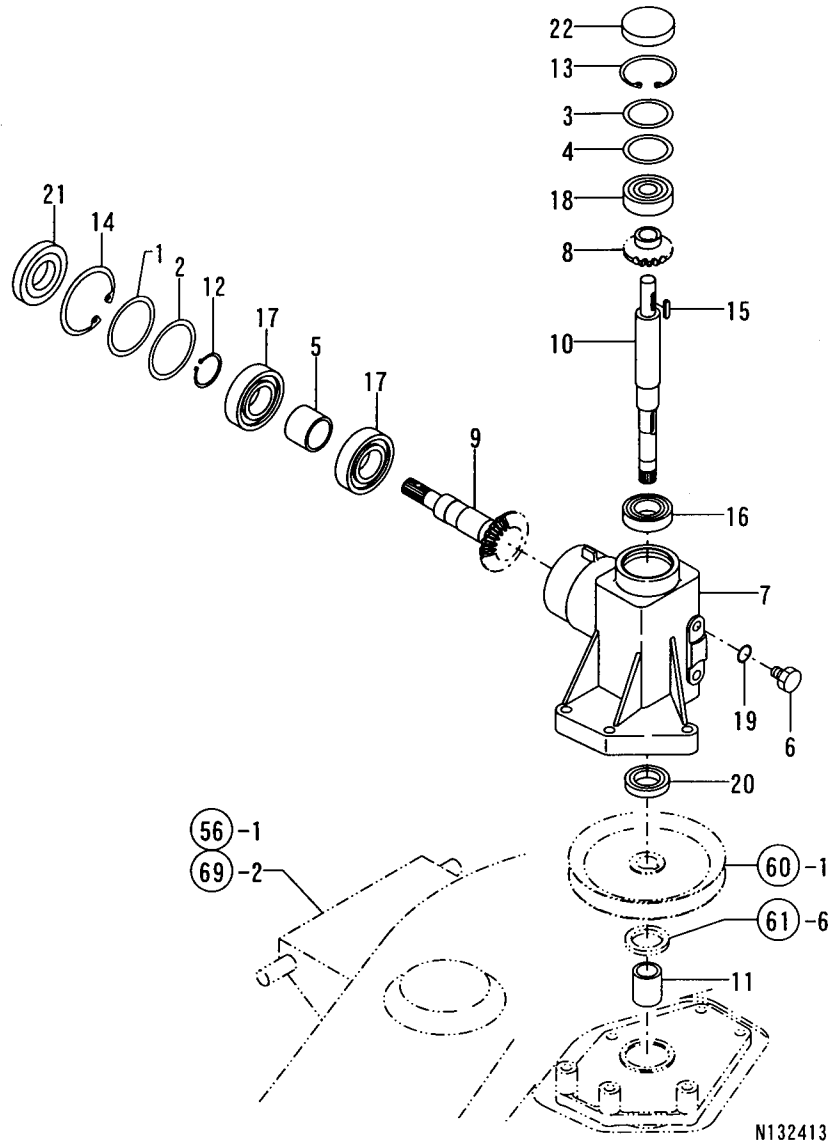
59. MOWER IN-PUT

1G03
(1F15)
NPC-3658

59. MOWER IN-PUT

98.12.15

(A)=LE20 (D)=
(B)= (E)=
(C)= (F)=



REF. NO.	LEV. 0	PART NO.	DESCRIPTION	-----Q'TY-----						I	P/U	A	R
				(A)	(B)	(C)	(D)	(E)	(F)				
1	.	194194-13570	SHIM T=0.1	1								1	
2	.	194194-13580	SHIM T=0.3	1								1	
3	.	194200-25590	SHIM T=0.1	1								5	
4	.	194200-25600	SHIM T=0.3	1								5	
5	.	198511-26200	COLLAR 30X36X27.3	1								1	
6	.	1A1040-48070	PLUG 10	2								2	
7	.	1A6150-62010	CASE, BEVEL GEAR	1								1	
8	.	1A6150-62070	GEAR 16T, BEVEL	1								1	
9	.	1A6150-62090	GEAR 21T, BEVEL	1								1	
10	.	1A6150-62100	SHAFT, BEVEL GEAR	1								1	
11	.	1A6150-62200	COLLAR 20X27X32	1								1	
12	.	22242-000300	CIRCLIP 30	1								10	
13	.	22252-000471	CIRCLIP 47	1								10	
14	.	22252-000621	CIRCLIP 62	1								1	
15	.	22550-050200	KEY 5X20	1								1	
16	.	24101-060054	BALL BEARING	1								1	
17	.	24101-062064	BALL BEARING	2								1	
18	.	24101-063034	BALL BEARING	1								1	
19	.	24311-000125	O-RING 1A P-12.5	2								10	
20	.	24421-254208	SEAL TC25 42 08, OIL	1								1	
21	.	24421-306210	SEAL TC30 62 10, OIL	1								1	
22	.	27260-470001	PLUG 47, COLLAR BORE	1								1	

N132413

N132413

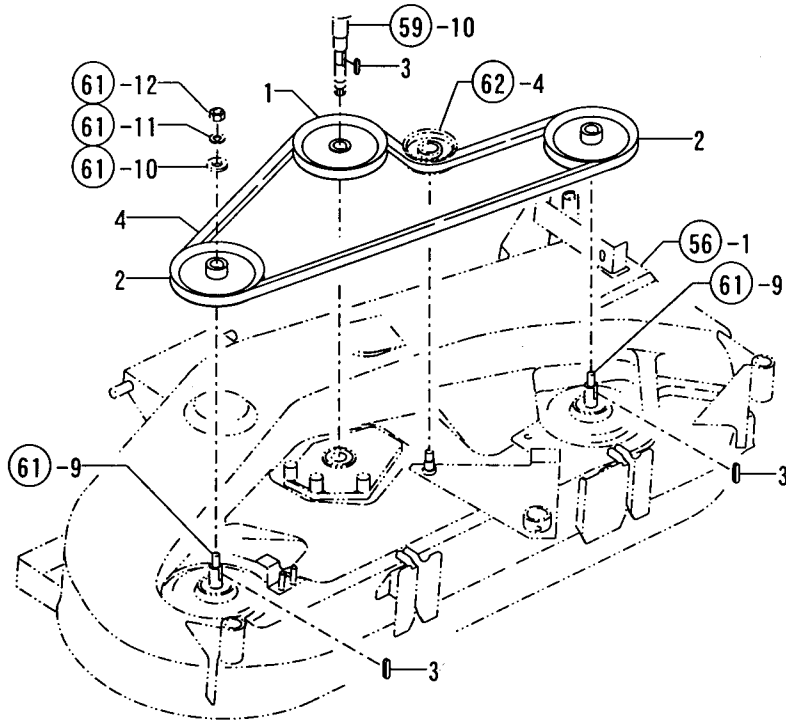
60. MOWER PULLEY & BELT

1G04
(1F15)
NPC-3658

60. MOWER PULLEY & BELT

98.12.15

(A)=LE20 (D)=
(B)= (E)=
(C)= (F)=



N132414

* LE20MCEU SPEC.
FOR LE20REU SPEC., REFER TO ITEM
NO.63.

REF. NO.	LEV. 0	PART NO.	DESCRIPTION	-----Q'TY-----						I	P	U	A	R
				(A)	(B)	(C)	(D)	(E)	(F)					
1	.	1A6150-63010	V-PULLEY 146B1	1										1
2	.	1A6150-63160	V-PULLEY 146B2	2										1
3	.	22550-070200	KEY 7X20	3										1
4	.	25123-009001	V-BELT SP.B 90 H	1										1

REMARKS

*LE20MCEU SPEC.
LE20REU SPEC.ハ 参考NO.63 オ サシヨククダサイ

* LE20MCEU SPEC.
FOR LE20REU SPEC., REFER TO ITEM
NO.63.

N132414

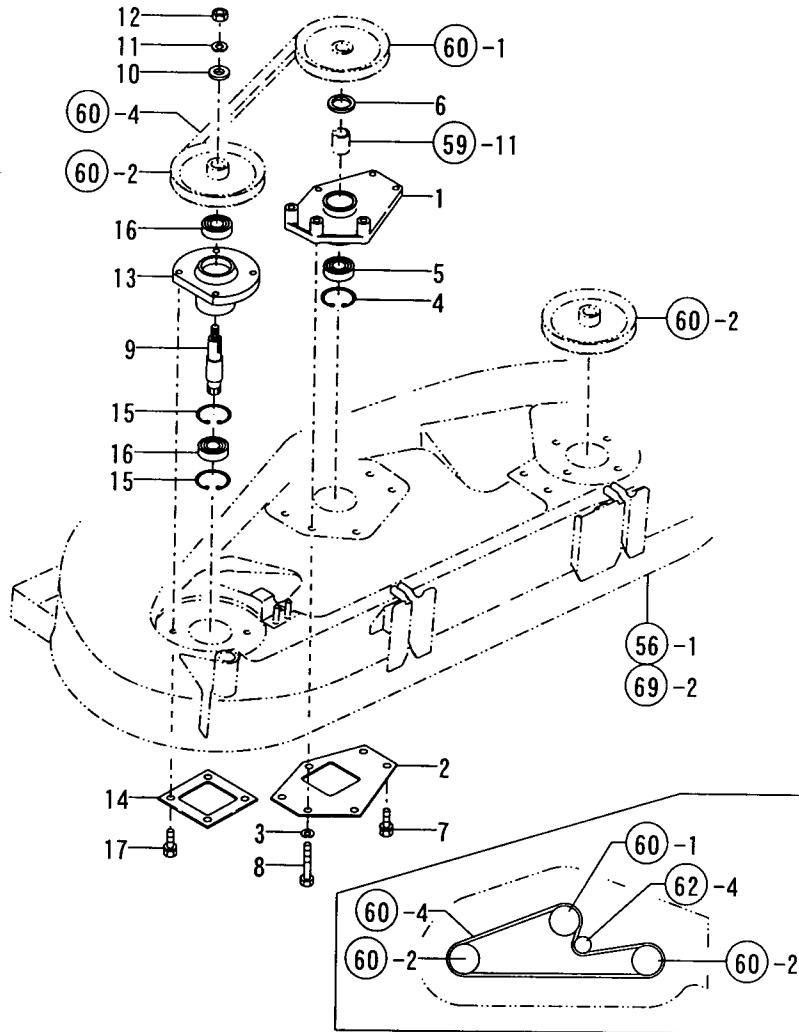
61. BLADE HOLDER & SHAFT

1G05
(1F15)
NPC-3658

61. BLADE HOLDER & SHAFT

98.12.15

(A)=LE20 (D)=
(B)= (E)=
(C)= (F)=



N132415

* LE20MCEU SPEC.
FOR LE20REU SPEC., REFER TO ITEM
NO.64.

REF. No.	LEV. 0	PART NO.	DESCRIPTION	-----Q'TY-----						I	P/U	A	R
				(A)	(B)	(C)	(D)	(E)	(F)				
1	.	1A6150-63030	HOLDER, CENTER PULLEY	1								1	
2	.	1A6150-63050	SUPPORT A, HOLDER	1								1	
3	.	22217-100000	SPRING WASHER 10	3								10	
4	.	22252-000471	CIRCLIP 47	1								10	
5	.	24104-062044	BALL BEARING	1								1	
6	.	24430-304205	SEAL VC304205, OIL	1								1	
7	.	26013-100252	BOLT W/WASHER M10X25	3								10	
8	.	26116-100702	BOLT M10X 70 PLATED	3								10	
9	.	1A6150-63101	SHAFT, BLADE	1								1	
10	.	22157-120000	WASHER 12	1								10	
11	.	22217-120000	SPRING WASHER	1								10	
12	.	26716-120002	NUT 12	1								10	
13	.	1A6150-63250	HOLDER, SIDE PULLEY	1								1	
14	.	1A6150-63270	SUPPORT B, HOLDER	1								1	
15	.	22252-000471	CIRCLIP 47	2								10	
16	.	24104-062044	BALL BEARING	2								1	
17	.	26013-100252	BOLT W/WASHER M10X25	4								10	

----- REMARKS -----

*LE20MCEU SPEC.
LE20REU SPEC.ハ コトモ NO.64 オ サシヨウクダサイ

* LE20MCEU SPEC.
FOR LE20REU SPEC., REFER TO ITEM
NO.64.

N132415

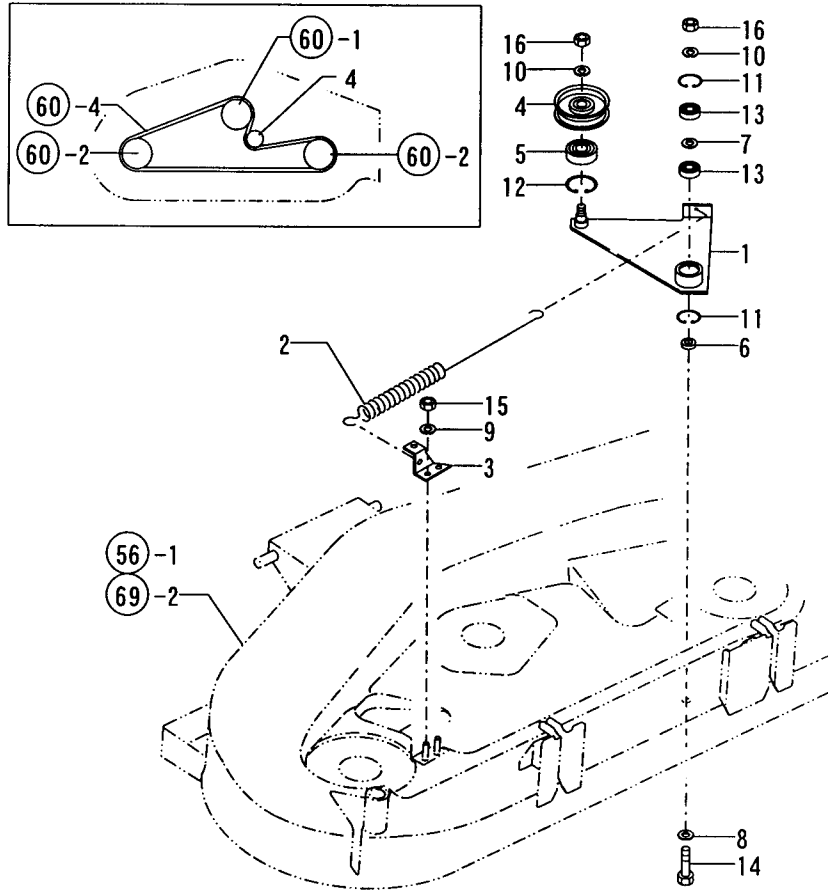
62. TENSION ARM

1606
(1F15)
NPC-3658

62. TENSION ARM

98.12.15

(A)=LE20 (D)=
(B)= (E)=
(C)= (F)=



N132416

REF. NO.	LEV. 0	PART NO.	DESCRIPTION	-----Q'TY-----						I	P/U	A	R
				(A)	(B)	(C)	(D)	(E)	(F)				
1	.	1A6150-63301	ARM COMP., TENSION	1									0
2	.	1A6150-63350	SPRING, TENSION	1									1
3	.	1A6150-63400	BRACKET COMP., HOOK	1									1
4	.	1A6150-63501	ROLLER, TENSION	1									0
5	.	1A6150-63550	BB6302UU, HEAT-RESIST	1									1
6	.	1E8060-65760	ROLLER 12X22X5.8	1									1
7	.	22117-120000	WASHER 12	1									10
8	.	22137-120000	WASHER 12, POLISHED	1									10
9	.	22217-080000	SPRING WASHER 8	2									10
10	.	22217-120000	SPRING WASHER	2									10
11	.	22252-000320	CIRCLIP 32	2									10
12	.	22252-000420	CIRCLIP 42	1									10
13	.	24104-062014	BALL BEARING 6201UU	2									1
14	.	26116-120502	BOLT M12X 50	1									10
15	.	26716-080002	NUT M 8	2									10
16	.	26716-120002	NUT 12	2									10

N132416

63. MOWER PULLEY & BELT (REU)

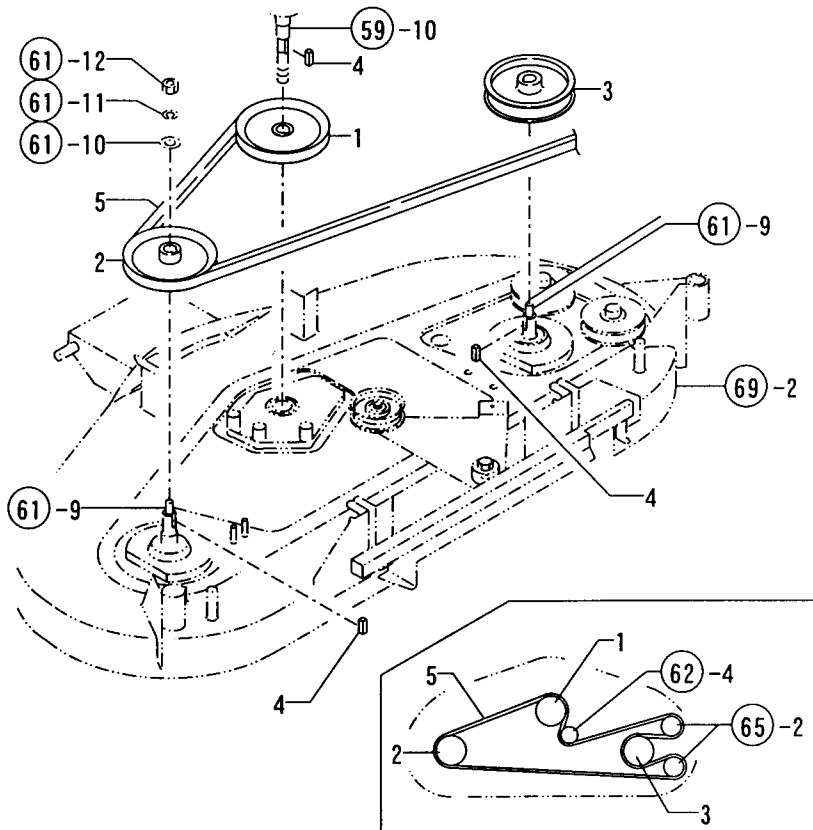
1607
(1F15)
NPC-3658

63. MOWER PULLEY & BELT (REU)

98.12.15

(A)=LE20
(B)=
(C)=

(D)=
(E)=
(F)=



REF. NO.	LEV. 0	PART NO.	DESCRIPTION	Q'TY						I	P	U	A	R
				(A)	(B)	(C)	(D)	(E)	(F)					
1	-	1A6150-63010	V-PULLEY 146B1	1										1
2	-	1A6150-63160	V-PULLEY 146B2	1										1
3	-	1A6150-63720	V-PULLEY 132, REVERSE	1										0
4	-	22550-070200	KEY 7X20	3										1
5	-	25123-012201	V-BELT SPB 122H	1										1

N132417

 | * LE20REU SPEC.
 | FOR LE20MCEU SPEC., REFER TO ITEM
NO.60.

----- REMARKS -----
 *LE20REU 仕様
 LE20MCEU仕様の場合、NO.60 * サポートしてください | * LE20REU SPEC.
 | FOR LE20MCEU SPEC., REFER TO ITEM
 | NO.60.

N132417

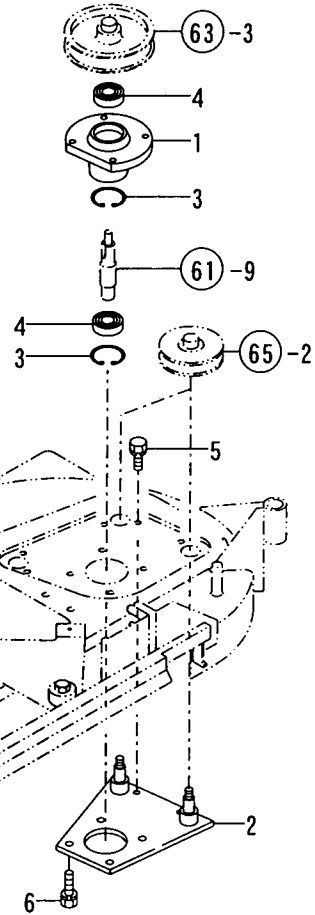
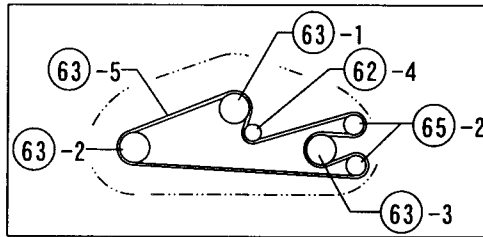
64. BLADE HOLDER (REU)

1608
(1F15)
NPC-3658

64. BLADE HOLDER (REU)

98.12.15

(A)=LE20 (D)=
(B)= (E)=
(C)= (F)=



REF. NO.	LEV. O	PART NO.	DESCRIPTION	-----Q'TY-----						I P/U A R
				(A)	(B)	(C)	(D)	(E)	(F)	
1	.	1A6150-63250	HOLDER, SIDE PULLEY	1						1
2	.	1A6150-63600	SUPPORT C, HOLDER	1						0
3	.	22252-000471	CIRCLIP 47	2						10
4	.	24104-062044	BALL BEARING	2						1
5	.	26013-100162	BOLT M10X 16	2						10
6	.	26013-100302	BOLT M10X 30	4						10

69-2

N132418

| * LE20REU SPEC.
| FOR LE20MCEU SPEC., REFER TO ITEM
NO.61.

REMARKS -----

*LE20REU 仕様
LE20MCEU仕様は NO.61 の仕様を参照してください

| * LE20REU SPEC.
| FOR LE20MCEU SPEC., REFER TO ITEM
| NO.61.

N132418

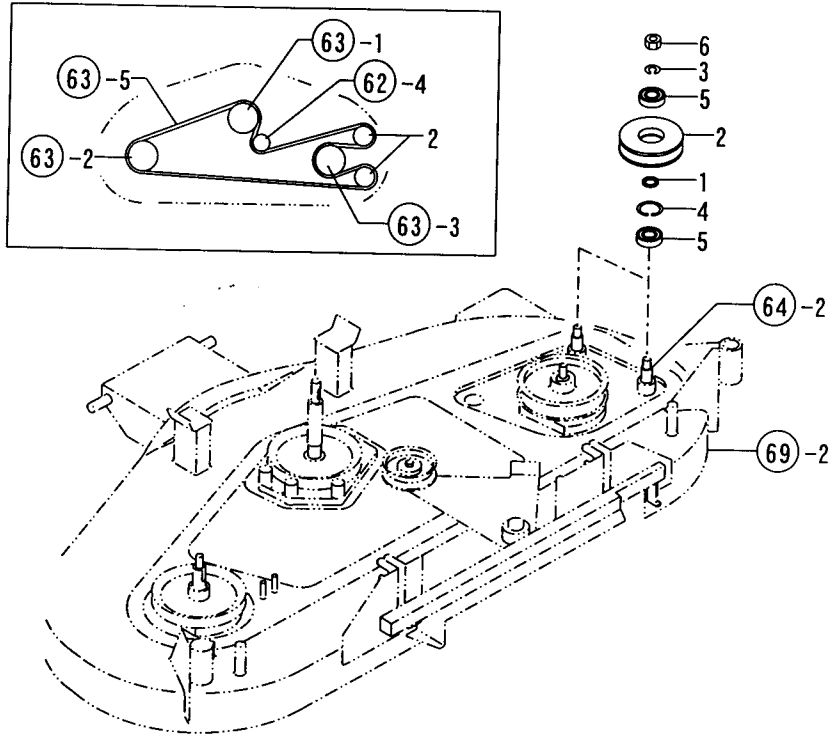
65. TEN SION(REU)

1G09
(1F15)
NPC-3658

65. TEN SION(REU)

98.12.15

(A)=LE20 (D)=
(B)= (E)=
(C)= (F)=



REF. NO.	LEV. 0	PART NO.	DESCRIPTION	Q'TY						I P/U A R
				(A)	(B)	(C)	(D)	(E)	(F)	
1	-	1E8361-17140	COLLER 17.1X25X2.5	2						
2	-	1A6150-63710	V-PULLER	2						1
3	-	22217-120000	SPRING WASHER	2						10
4	-	22252-000401	CIRCLIP 40	2						10
5	-	24104-062034	BALL BEARING	4						1
6	-	26716-120002	NUT 12	2						10

N132419

* LE20REU SPEC.
FOR LE20MCEU SPEC., REFER TO ITEM
NO.62.

REMARKS

*LE20REU SPEC.
LE20MCEU SPEC.ハコトシテNO.62 オ サシヨククダサイ | * LE20REU SPEC.
FOR LE20MCEU SPEC., REFER TO ITEM
NO.62.

N132419

66. BLADE

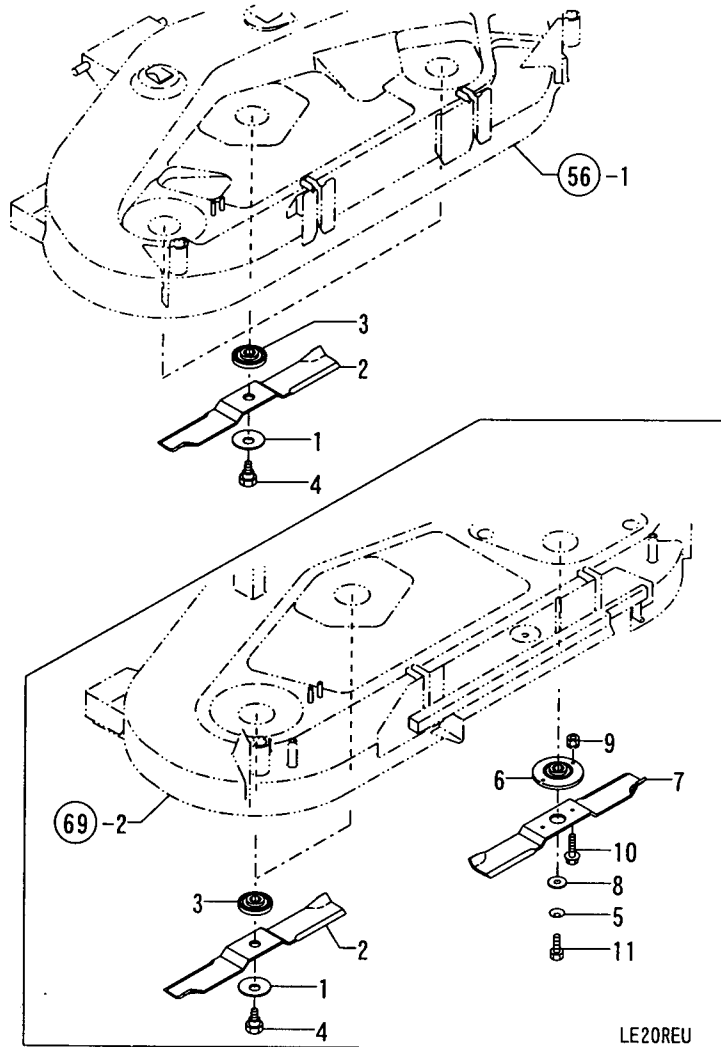
1G10
(1F15)
NPC-3658

66. BLADE

98.12.15

(A)=LE20
(B)=
(C)=

(D)=
(E)=
(F)=



REF. NO.	LEV. 0	PART NO.	DESCRIPTION	Q'ITY						I	P/U	A	R
				(A)	(B)	(C)	(D)	(E)	(F)				
1	-	197108-14120	SPRING, CONICAL	3							1	(1)	
2	-	1A6150-64111	BLADE	3							1	(1)	
3	-	1A6150-64200	BRACKET, BLADE	3							1	(1)	
4	-	1A6150-64211	BOLT M12, SHOULDER	3							1	(1)	
5	-	194151-47760	WASHER 12	1							1	(2)	
6	-	1A6150-64250	BRACKET, BLADE R	1							1	(2)	
7	-	1A6150-64300	BLADE R	1							1	(2)	
8	-	1E6910-73220	WASHER 12X33X6	1							1	(2)	
9	-	26051-060002	NUT M 6	2							10	(2)	
10	-	26106-060252	BOLT M 6X 25 PLATED	2							10	(2)	
11	-	26296-120352	BOLT M12X 35 PLATED	1							1	(2)	

(1) REGARDING LE20 REU SPEC., Q'ITY. IS 2 FOR 3.
(2) LE20REU SPEC.

N132420

REMARKS
(1) LE20 REU ספציפיקאציע פאר אונטערשיידליכע סארטן פון בליידער. (1) REGARDING LE20 REU SPEC., Q'ITY. IS 2 FOR 3.
(2) LE20REU ספציפיקאציע. (2) LE20REU SPEC.

N132420

67. GAUGE WHEEL

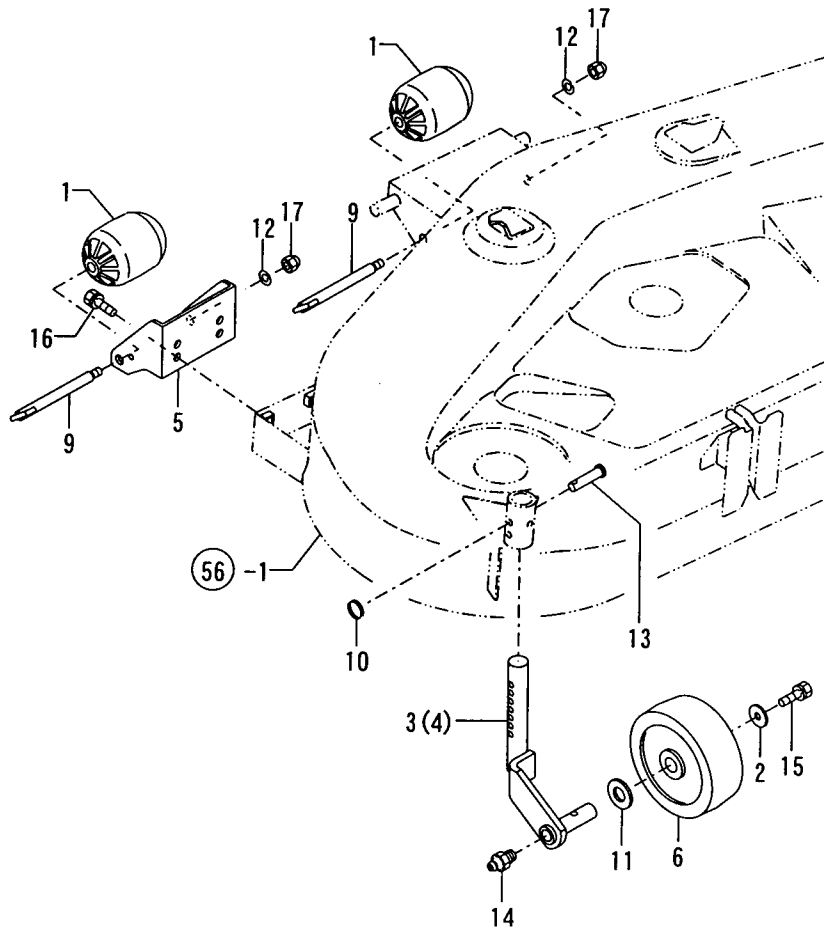
1611
(1F15)
NPC-3658

67. GAUGE WHEEL

98.12.15

(A)=LE20
(B)=
(C)=

(D)=
(E)=
(F)=



REF. No.	LEV. 0	PART NO.	DESCRIPTION	Q'TY						I P/U A R
				(A)	(B)	(C)	(D)	(E)	(F)	
1	-	1W6521-10080	ROLLER	4						1
2	-	1E4070-46290	WASHER 9X30X3.2	2						1
3	-	1W6522-50630	ARM L,CASTER	1						1
4	-	1W6522-50640	ARM R,CASTER	1						1
5	-	1W6522-60530	BRACKET	2						1
6	-	1A6150-66010	WHEEL ASSY.,GAUGE	2						1
9	-	1A6150-66100	SHAFT	4						1
10	-	1E4010-76220	LOCK SPRING	2						5
11	-	22137-200000	WASHER 20,POLISHED	2						10
12	-	22217-100000	SPRING WASHER 10	4						10
13	-	22487-080400	PIN 8X 40	2						1
14	-	24761-010000	NIPPLE M6F, GREASE	2						1
15	-	26013-080202	BOLT W/WASHER M8X20	2						10
16	-	26013-100202	BOLT W/WASHER M10X20	4						10
17	-	26716-100002	NUT 10	4						10

N132421

* LE20MCEU SPEC.
FOR LE20REU SPEC., REFER TO ITEM
NO.68.

REMARKS

*LE20MCEU仕様
LE20REU仕様は コマ材NO.68 オ サンショウクワサイ
* LE20MCEU SPEC.
FOR LE20REU SPEC., REFER TO ITEM
NO.68.

N132421

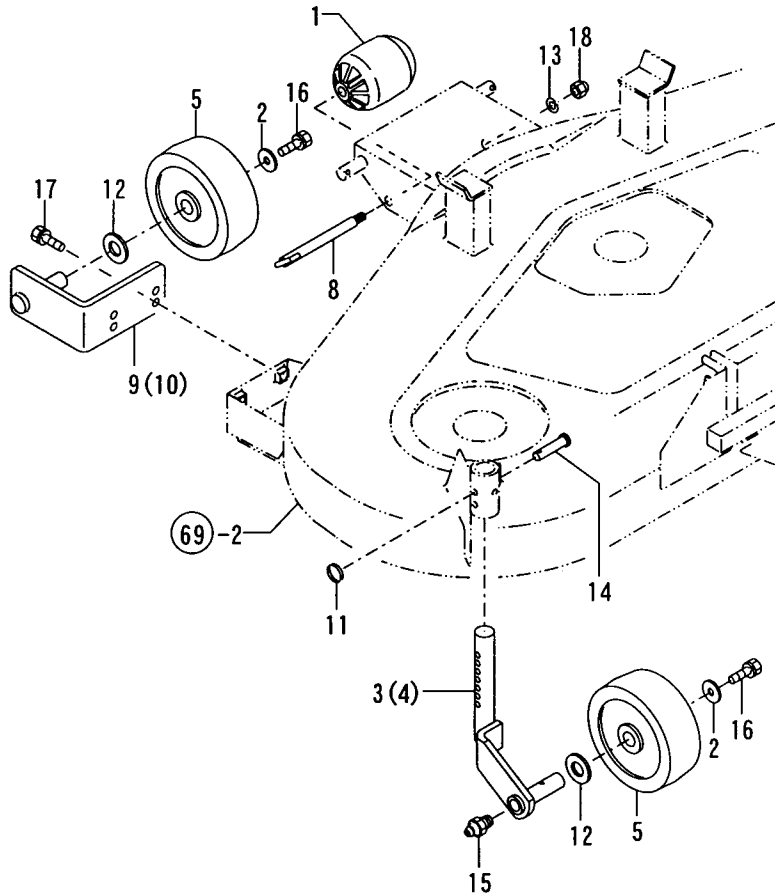
68. GAUGE WHEEL (REAR)

1G12
(1F15)
NPC-3658

68. GAUGE WHEEL (REAR)

98.12.15

(A)=LE20 (D)=
(B)= (E)=
(C)= (F)=



N132422

* LE20REU SPEC.
FOR LE20MCEU SPEC., REFER TO ITEM
NO.67.

REF. NO.	LEV. 0	PART NO.	DESCRIPTION	Q'TY						I	P	U	A	R
				(A)	(B)	(C)	(D)	(E)	(F)					
1	-	1W6521-10080	ROLLER	1										1
2	-	1E4070-46290	WASHER 9X30X3.2	4										1
3	-	1W6522-50630	ARM L,CASTER	1										1
4	-	1W6522-50640	ARM R,CASTER	1										1
5	-	1A6150-66010	WHEEL ASSY.,GAUGE	4										1
8	-	1A6150-66100	SHAFT	1										1
9	-	1A6150-66200	ARM F L,CASTER	1										1
10	-	1A6150-66220	ARM F R,CASTER	1										1
11	-	1E4010-76220	LOCK SPRING	2										5
12	-	22137-200000	WASHER 20,POLISHED	4										10
13	-	22217-100000	SPRING WASHER 10	1										10
14	-	22487-080400	PIN 8X 40	2										1
15	-	24761-010000	NIPPLE M6F, GREASE	4										1
16	-	26013-080202	BOLT W/WASHER M8X20	4										10
17	-	26013-100252	BOLT W/WASHER M10X25	4										10
18	-	26716-100002	NUT 10	1										10

REMARKS

*LE20REU SPEC.
LE20MCEU SPEC. FOR LE20MCEU SPEC., REFER TO ITEM NO.67.

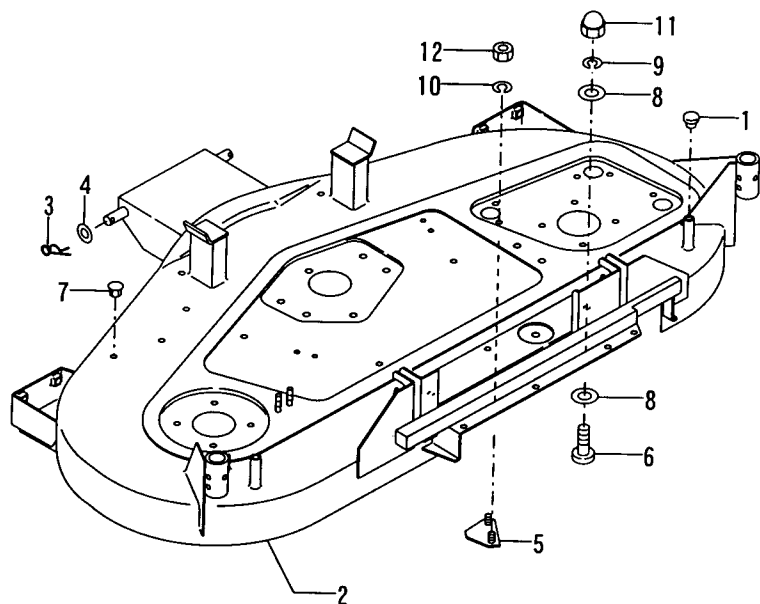
* LE20REU SPEC.
FOR LE20MCEU SPEC., REFER TO ITEM
NO.67.

N132422

1G13
(1F15)
NPC-3658

(A)=LE20
(B)=
(C)=

(D)=
(E)=
(F)=



N132423

* LE20REU SPEC.
FOR LE20MCEU SPEC., REFER TO ITEM
NO.56.

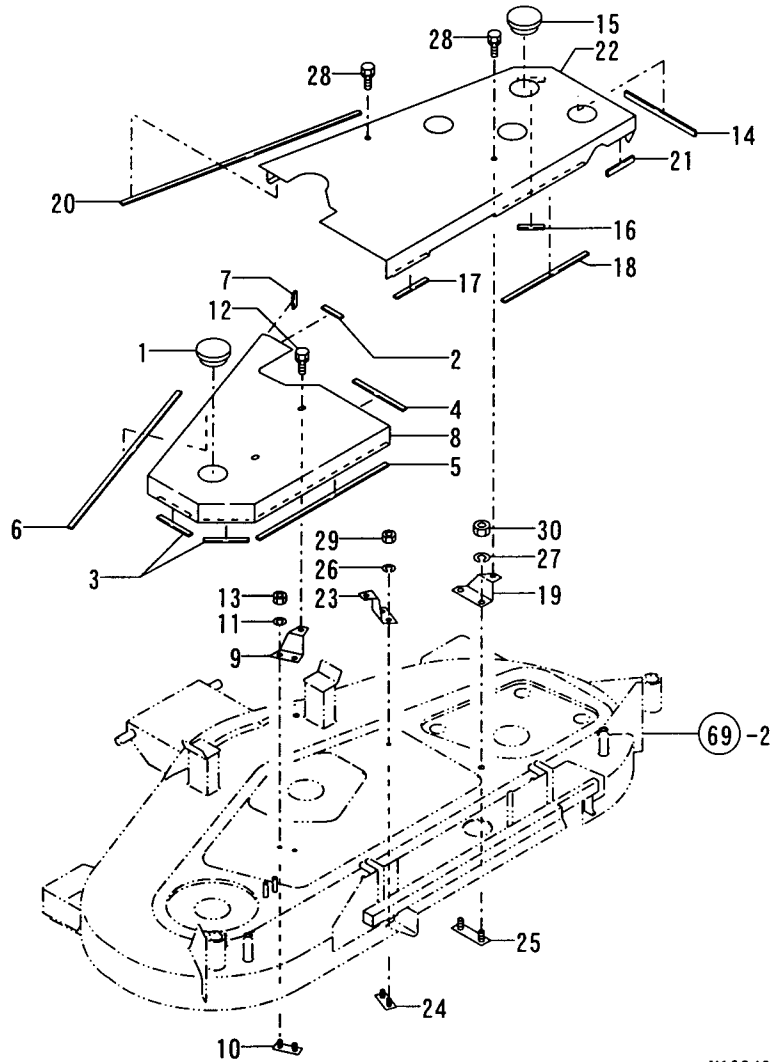
REF. NO.	LEV. 0	PART NO.	DESCRIPTION	Q'TY						I	P/U	A	R
				(A)	(B)	(C)	(D)	(E)	(F)				
1	-	1S0070-63100	CAP,P.T.O.,RUBBER	2									
2	-	7A6150-69000	DECK ASSY,MOWER PL	1								0	
3	-	1A6150-73700	SNAP PIN 16	2								1	
4	-	22137-160000	WASHER 16,POLISHED	2									
5	-	1A6150-69830	PLATE	1								10	
6	-	172137-69840	SCREW	3								0	
7	-	1A6150-69890	CAP	9								1	
8	-	22157-080000	WASHER 8	6								10	
9	-	22217-080000	SPRING WASHER 8	3								10	
10	-	22217-100000	SPRING WASHER 10	2								10	
11	-	26668-080002	CAP NUT M 8	3								1	
12	-	26716-100002	NUT 10	2								10	

REMARKS

*LE20REU SPEC.
LE20MCEU SPEC. FOR LE20MCEU SPEC., REFER TO ITEM NO.56

* LE20REU SPEC.
FOR LE20MCEU SPEC., REFER TO ITEM
NO.56.

70. MOWER COVER(REU)



N132424

* LE20REU SPEC.
FOR LE20MCEU SPEC., REFER TO ITEM
NO.57.

1G14
(1F15)
NPC-3658

70. MOWER COVER(REU)

98.12.15

(A)=LE20
(B)=
(C)=

(D)=
(E)=
(F)=

REF. NO.	LEV. O	PART NO.	DESCRIPTION	Q'TY						I	P	U	A	R
				(A)	(B)	(C)	(D)	(E)	(F)					
1	-	1E6470-37420	CAP 60	1										1
2	-	1A6150-61830	SEAL 3X10X50	1										1
3	-	1A6150-61840	SEAL 3X10X85	2										1
4	-	1A6150-61850	SEAL 3X10X135	1										1
5	-	1A6150-61870	SEAL 3X10X345	1										1
6	-	1A6150-69850	SEAL 3X 10X 490	1										0
7	-	1A6150-69860	RUBBER 35,EDGE	1										0
8	-	1A6150-69900	COVER L	1										0
9	-	1A6150-69930	STAY L,COVER	1										0
10	-	1A6150-69970	PLATE 3X 22X 52	1										0
11	-	22217-080000	SPRING WASHER 8	2										10
12	-	26018-080162	BOLT M 8X 16	2										10
13	-	26716-080002	NUT M 8	2										10
14	-	1E8270-04090	MOLDINGS 188	1										1
15	-	1E6470-37420	CAP 60	4										1
16	-	1A6150-61830	SEAL 3X10X50	1										1
17	-	1A6150-61840	SEAL 3X10X85	1										1
18	-	1A6150-61860	SEAL 3X10X225	1										0
19	-	1A6150-61960	STAY R, COVER	1										0
20	-	1A6150-69870	SEAL 3X 10X 540	1										0
21	-	1A6150-69880	RUBBER 70,EDGE	1										0
22	-	1A6150-69910	COVER R	1										0
23	-	1A6150-69950	STAY R,COVER	1										0
24	-	1A6150-69970	PLATE 3X 22X 52	1										0
25	-	1A6150-71350	PLATE 25X81	1										1
26	-	22217-080000	SPRING WASHER 8	2										10
27	-	22217-100000	SPRING WASHER 10	2										10
28	-	26018-080162	BOLT M 8X 16	2										10
29	-	26716-080002	NUT M 8	2										10
30	-	26716-100002	NUT 10	2										10

REMARKS

*LE20REU 仕様
LE20MCEU仕様の場合NO.57 オプションキットに
* LE20REU SPEC.
FOR LE20MCEU SPEC., REFER TO ITEM
NO.57.

N132424

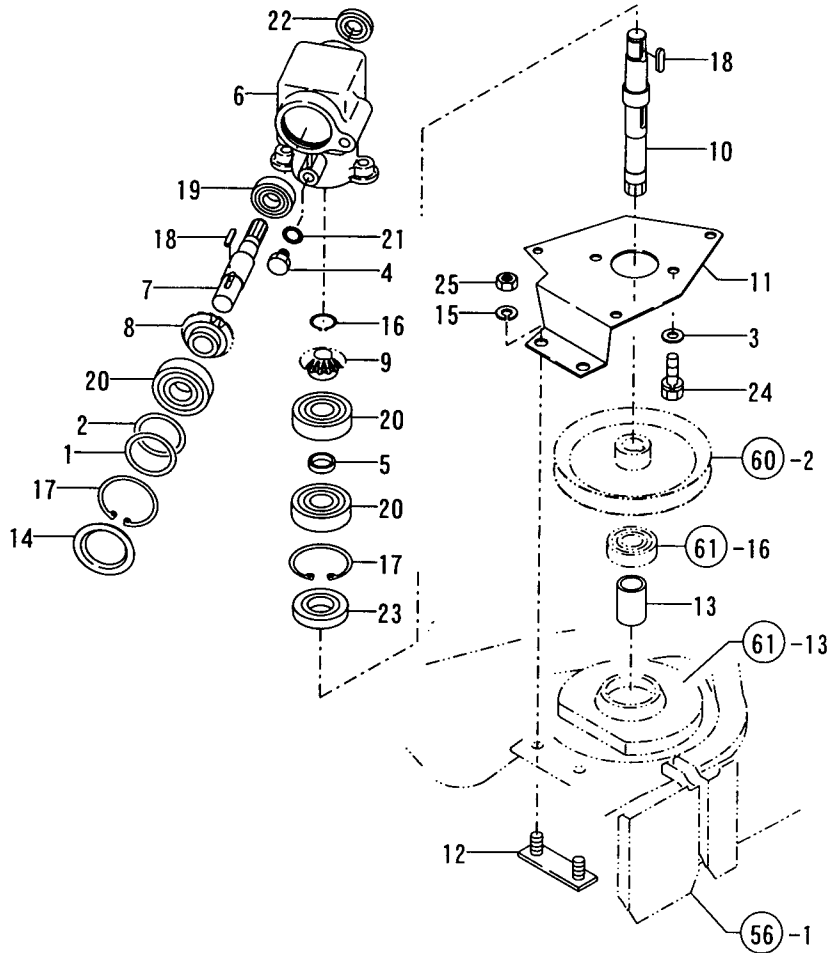
71. THROWER DRIVE

1616
(1615)
NPC-3658

71. THROWER DRIVE

98.12.15

(A)=LE20 (D)=
(B)= (E)=
(C)= (F)=



N132425

|* LE20MCEU SPEC.
* 7A6150-71501 THROWER DRIVE KIT

REF. NO.	LEV. 0	PART NO.	DESCRIPTION	-----Q'TY----- I P/U A R					
				(A)	(B)	(C)	(D)	(E)	(F)
1	.	198511-25580	SHIM 41X51X0.1	1					1
2	.	198511-25590	SHIM 41X51X0.3	1					1
3	.	172110-36010	COLLAR	2					1
4	.	1A1040-48070	PLUG 10	2					2
5	.	1E7070-57060	COLLAR 20X25X6	1					1
6	.	1A6150-71010	CASE, THROWER BEVEL	1					1
7	.	1A6150-71151	SHAFT, OUTPUT	1					1
8	.	1A6150-71160	GEAR 17T, BEVEL	1					1
9	.	1A6150-71170	GEAR 15T, BEVEL	1					1
10	.	1A6150-71200	SHAFT	1					1
11	.	1A6150-71251	STAY CMP., THROWR. DR.	1					1
12	.	1A6150-71350	PLATE 25X81	1					1
13	.	1A6150-71370	COLLAR 20X27X38.7	1					1
14	.	1A1700-92310	COVER W/FLNG.52,BLND	1					1
15	.	22217-100000	SPRING WASHER 10	2					10
16	.	22242-000170	CIRCLIP 17	1					10
17	.	22252-000521	CIRCLIP 52	2					1
18	.	22550-050200	KEY 5X20	2					1
19	.	24101-062034	BALL BEARING	1					1
20	.	24101-063044	BALL BEARING	3					1
21	.	24311-000125	O-RING 1A P-12.5	2					10
22	.	24421-173507	SEAL TC17 35 07, OIL	1					1
23	.	24421-255210	OIL SEAL TC255210	1					1
24	.	26013-100252	BOLT W/WASHER M10X25	2					10
25	.	26716-100002	NUT 10	2					10

----- REMARKS -----
 LE20MCEU SPEC. | LE20MCEU SPEC.
 7A6150-71501 7A771"9 KIT | 7A6150-71501 THROWER DRIVE KIT

N132425

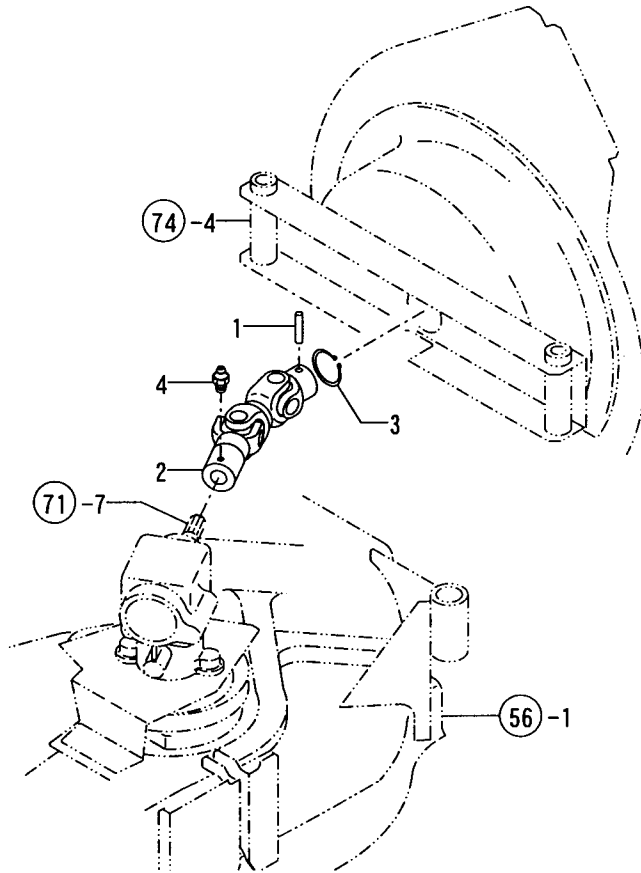
72. THROWER JOINT

1H01
1G15
NPC-3658

72. THROWER JOINT

98.12.15

(A)=LE20 (D)=
(B)= (E)=
(C)= (F)=



N132426

* LE20MCEU SPEC.

REF. NO.	LEV. 0	PART NO.	DESCRIPTION	Q'TY						I P/U A R
				(A)	(B)	(C)	(D)	(E)	(F)	
1	.	1C6560-42290	PIN, STRGHT. FIRM SET	1						1
2	.	1A6150-72101	JOINT 173	1						1
3	.	22242-000320	CIRCLIP 32	1						10
4	.	24761-010000	NIPPLE M6F, GREASE	1						1

REMARKS
*LE20MCEU SPEC. * LE20MCEU SPEC.

N132426

73. THROWER FAN

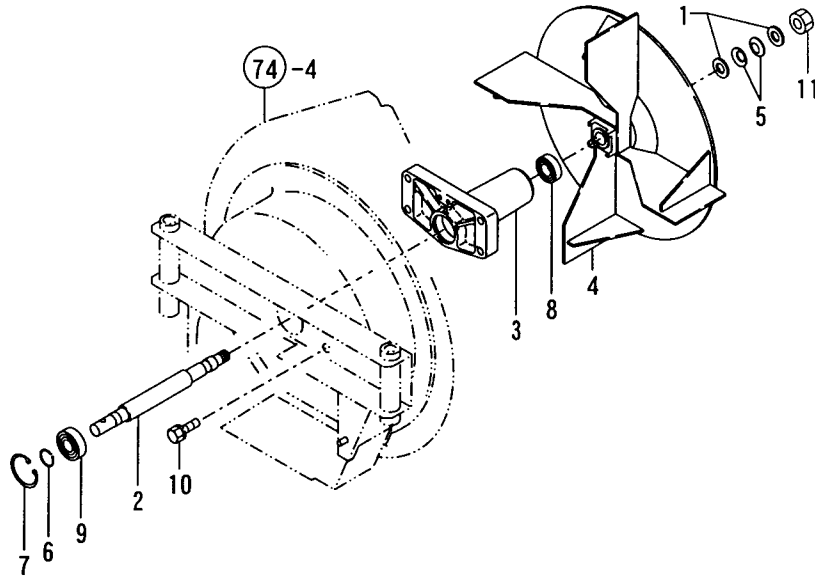
1H02
(1G15)
NPC-3658

73. THROWER FAN

98.12.15

(A)=LE20
(B)=
(C)=

(D)=
(E)=
(F)=



REF. NO.	LEV. 0	PART NO.	DESCRIPTION	-----Q'TY-----						I P/U A R
				(A)	(B)	(C)	(D)	(E)	(F)	
1	-	1E8060-64480	WASHER 14X26X2.5	2						1
2	-	1A6150-72010	SHAFT, THROWER FAN	1						1
3	-	1A6150-72050	CASE, THROWER SHAFT	1						1
4	-	1A6150-72200	FAN 360 COMPL.	1						1
5	-	1A6150-72300	SPRING H14, BLLVLL.	2						1
6	-	22242-000170	CIRCLIP 17	1						10
7	-	22252-000401	CIRCLIP 40	1						10
8	-	24104-060034	BALL BEARING	1						1
9	-	24104-062034	BALL BEARING	1						1
10	-	26013-100302	BOLT M10X 30	4						10
11	-	26736-140002	NUT M14	1						10

N132427

* LE20MCEU SPEC.

*LE20MCEU シヨウ

REMARKS

* LE20MCEU SPEC.

N132427

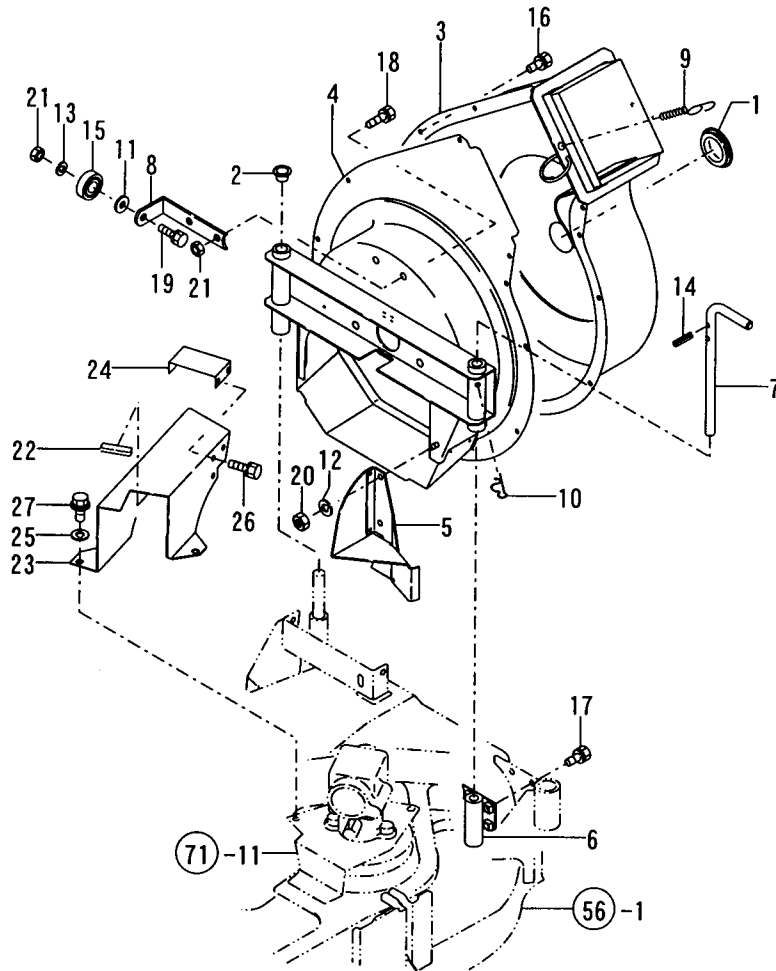
74. THROWER CASE & JOINT COVER

1H03
(1G15)
NPC-3658

74. THROWER CASE & JOINT COVER

98.12.15

(A)=LE20 (D)=
(B)= (E)=
(C)= (F)=



REF. NO.	LEV. 0	PART NO.	DESCRIPTION	-----Q'TY-----						I	P	U	A	R
				(A)	(B)	(C)	(D)	(E)	(F)					
1	-	195160-13870	CAP, ROTARY CASE	1										1
2	-	1A1380-48150	PLUG 15, RUBBER	1										1
3	-	7A6150-73010	CASING COMP., THROWER	1										1
4	-	1A6150-73101	CASE COMPL., THROWER	1										0
5	-	1A6150-73251	PLATE COMP., INLET	1										0
6	-	1A6150-73300	PIPE, THROWER SUPPORT	1										1
7	-	1A6150-73352	LEVER L	1										0
8	-	1A6150-73551	PLATE 25X123	1										1
9	-	1A6150-73650	SPRING, HOOK	2										1
10	-	194080-75790	PIN 28, SNAP	1										5
11	-	22117-100000	WASHER 10	1										10
12	-	22217-080000	SPRING WASHER 8	2										10
13	-	22217-100000	SPRING WASHER 10	1										10
14	-	22351-050032	SPRING PIN 5X32	1										10
15	-	24104-062004	BALL BEARING	1										1
16	-	26013-060122	BOLT M 6X 12	11										10
17	-	26013-080162	BOLT W/WASHER M8X16	3										10
18	-	26013-100202	BOLT W/WASHER M10X20	2										10
19	-	26013-100302	BOLT M10X 30	1										10
20	-	26716-080002	NUT M 8	2										10
21	-	26716-100002	NUT 10	3										10
22	-	1E6680-26621	MOLDINGS A, CHAIN CVR	1										1
23	-	7A6150-73410	COVER, JOINT EU	1										1
24	-	1A6150-73460	COVER, JOINT	1										1
25	-	22157-080000	WASHER 8	2										10
26	-	26013-060122	BOLT M 6X 12	3										10
27	-	26013-080162	BOLT W/WASHER M8X16	2										10

N132428

1* LEZOMCEU SPEC.

REMARKS
LEZOMCEU ШЗТ 1 LEZOMCEU SPEC.

N132428

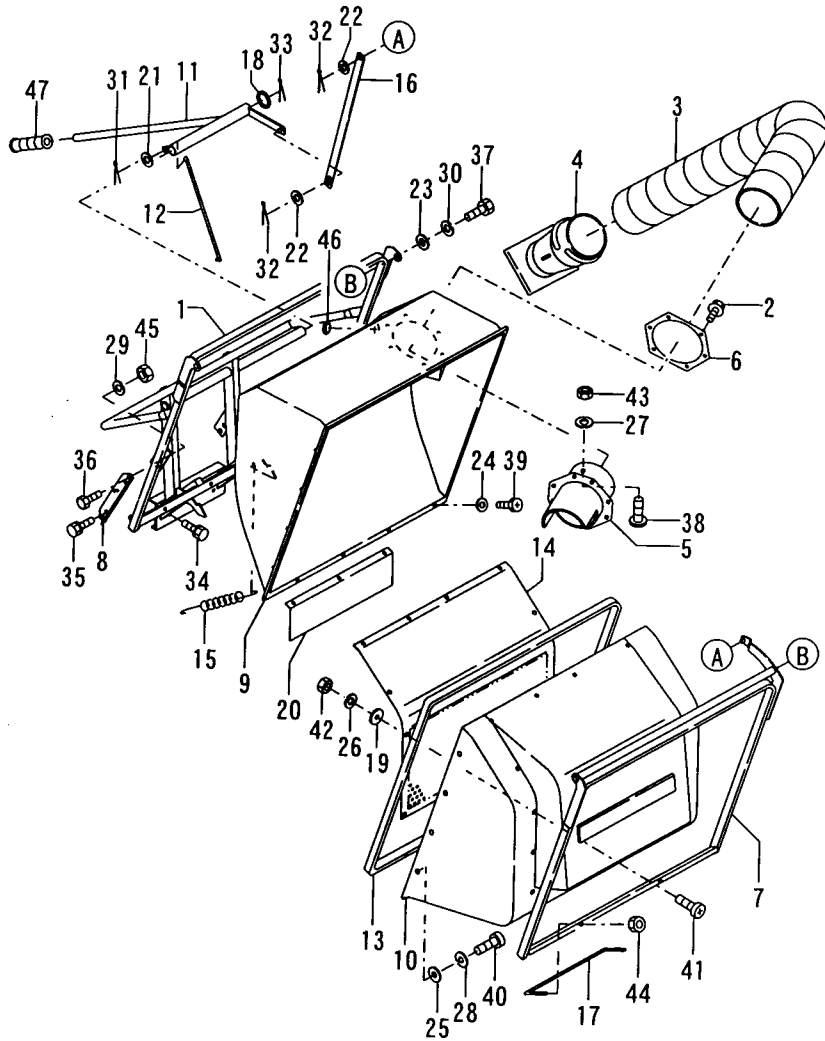
75. CATCHER

1H04
(1G15)
NPC-3658

75. CATCHER

98.12.15

(A)=LE20 (D)=
(B)= (E)=
(C)= (F)=



N132429

|* LEZOMCEU SPEC.

REF. NO.	LEV. 0	PART NO.	DESCRIPTION	Q'TY						I	P	U	A	R
				(A)	(B)	(C)	(D)	(E)	(F)					
1	.	1A6150-76102	FRAME COMP.,BOX	1										0
2	.	1A6150-76230	BOLT 8X 16	6										1
3	.	1A6150-76302	SPOUT	1										0
4	.	1A6150-76321	SHUTE	1										1
5	.	1A6150-76350	PIPE,THROWER INLET	1										1
6	.	1A6150-76370	PIPE	1										0
7	.	1A6150-76400	FRAME COMP.,COVER	1										1
8	.	1A6150-76501	STAY,BOX FRAME	2										0
9	.	1A6150-76630	BOX,FRONT	1										1
10	.	7A6150-76640	BOX,REAR PL	1										0
11	.	1A6150-76653	LEVER COMP.,BOX	1										0
12	.	1A6150-76700	ROD,NOTCH	1										1
13	.	1A6150-76710	SEAL 3.2	1										1
14	.	1A6150-76730	METAL,BOX	1										1
15	.	1A6150-76780	SPRING,HOOK RETURN	1										1
16	.	1A6150-76812	ROD	1										0
17	.	1A6150-76820	HOOK	1										1
18	.	1A6150-76830	WASHER 35X45X3	1										1
19	.	1A6150-76840	WASHER 7X26X3	11										1
20	.	1A6150-76850	PLATE	1										1
21	.	22137-080000	WASHER 8, POLISHED	2										10
22	.	22137-120000	WASHER 12,POLISHED	2										10
23	.	22137-140000	WASHER 14,POLISHED	2										10
24	.	22157-060000	WASHER 6	16										10
25	.	22157-060000	WASHER 6	13										10
26	.	22217-060000	SPRING WASHER 6	11										10
27	.	22217-060000	SPRING WASHER 6	2										10
28	.	22217-060000	SPRING WASHER 6	16										10
29	.	22217-100000	SPRING WASHER 10	4										10
30	.	22217-140000	SPRING WASHER 14	2										10
31	.	22417-200160	COTTER PIN 2.0X16	2										10
32	.	22417-320250	COTTER PIN 3.2X25	2										10
33	.	22417-500400	COTTER PIN 5.0X40	1										10
34	.	26013-100252	BOLT W/WASHER M10X25	4										10
35	.	26013-100252	BOLT W/WASHER M10X25	4										10
36	.	26116-100252	BOLT M10X 25 PLATED	4										10
37	.	26116-140252	BOLT M14X 25 PLATED	2										1
38	.	26587-060122	SCREW M 6X 12	2										10
39	.	26587-060162	SCREW M 6X 16	16										10
40	.	26587-060162	SCREW M 6X 16	16										10
41	.	26587-060162	SCREW M 6X 16	11										10
42	.	26716-060002	NUT 6	11										10
43	.	26716-060002	NUT 6	2										10
44	.	26716-080002	NUT M 8	4										10
45	.	26716-100002	NUT M 10	4										10
46	.	1A6150-76740	GROMMET 31	1										1
47	.	1A6150-76940	GRIP	1										0

----- REMARKS -----
LEZOMCEU SPEC. | LEZOMCEU SPEC.

N132429

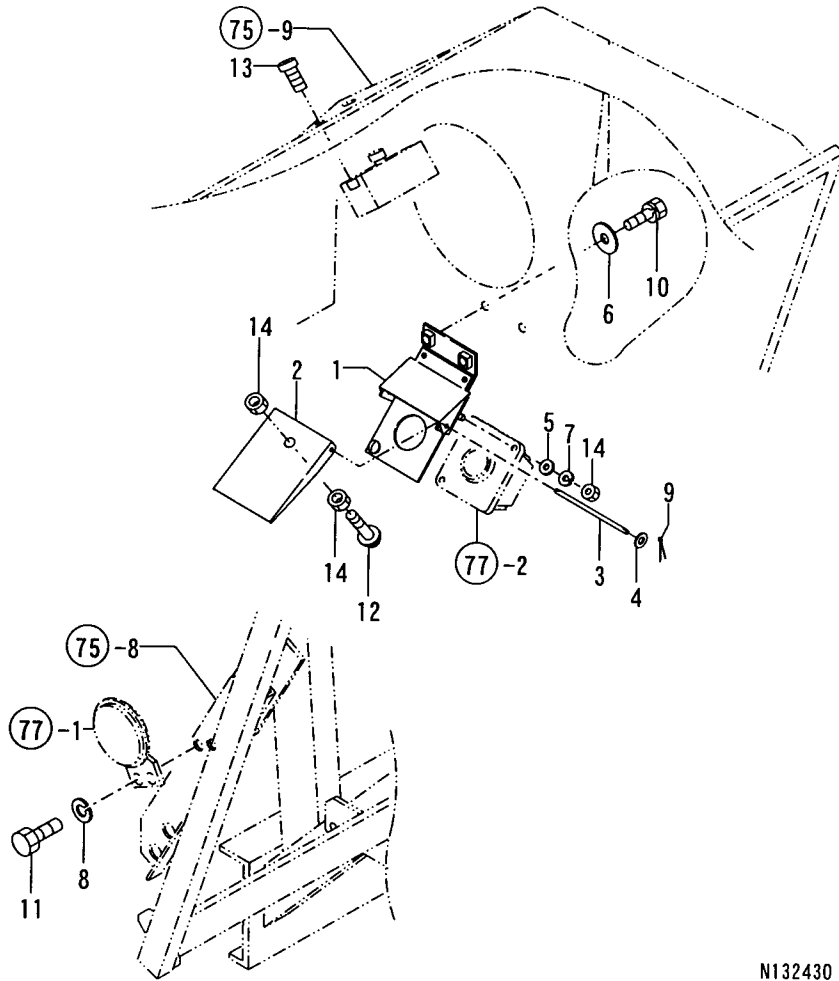
76. SENSOR STAY(F)

1H05
(1615)
NPC-3658

76. SENSOR STAY(F)

98.12.15

(A)=LE20 (D)=
(B)= (E)=
(C)= (F)=



N132430

1* LE20MCEU SPEC.

REF. NO.	LEV. 0	PART NO.	DESCRIPTION	Q'TY						I	P	U	A	R
				(A)	(B)	(C)	(D)	(E)	(F)					
1	-	1A6150-76860	STAY COMP.,SENSOR	1										1
2	-	1A6150-76910	COVER	1										1
3	-	1A6150-76930	SHAFT 6X96	1										1
4	-	22117-060000	WASHER 6	2										10
5	-	22137-060000	WASHER 6, POLISHED	2										10
6	-	22157-080000	WASHER 8	2										10
7	-	22217-060000	SPRING WASHER 6	2										10
8	-	22217-060000	SPRING WASHER 6	2										10
9	-	22417-200100	COTTER PIN 2.0X10	2										10
10	-	26013-080202	BOLT W/WASHER M8X20	2										10
11	-	26116-060162	BOLT 6X16	2										10
12	-	26557-060252	SCREW M 6X 25	1										10
13	-	26587-060162	SCREW M 6X 16	2										10
14	-	26716-060002	NUT 6	4										10

REMARKS
*LE20MCEU SPEC. | * LE20MCEU SPEC.

N132430

77. CATCHER ELECTRICAL PARTS

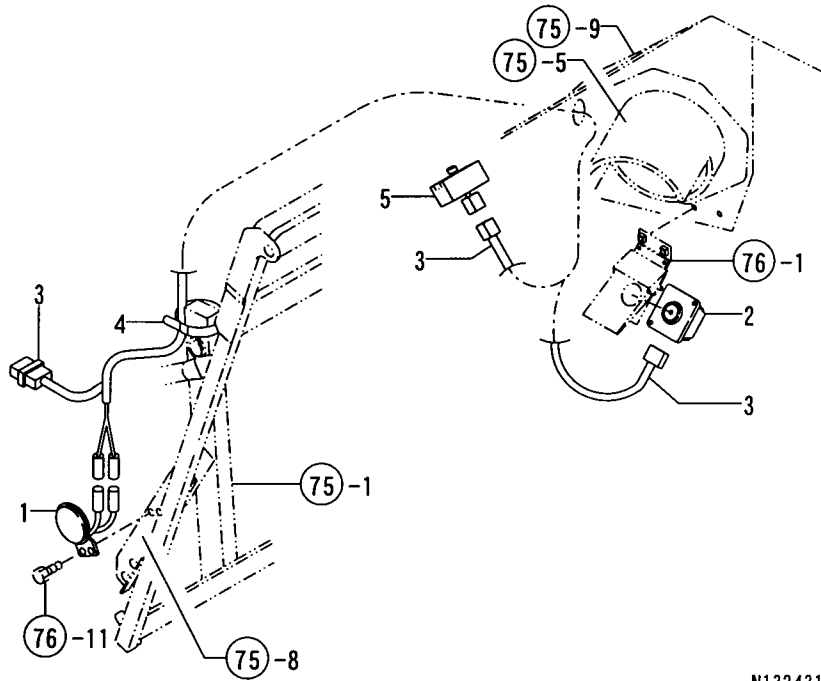
1H06
(1G15)
NPC-3658

77. CATCHER ELECTRICAL PARTS

98.12.15

(A)=LE20
(B)=
(C)=

(D)=
(E)=
(F)=



N132431

↑ * LE20MCEU SPEC.

REF. NO.	LEV. O	PART NO.	DESCRIPTION	Q'TY						I	P	U	A	R
				(A)	(B)	(C)	(D)	(E)	(F)					
1	-	194151-57100	HORN	1										1
2	-	1A6150-76900	SENSOR ASSY., GRASS	1										1
3	-	1A6150-76920	HARNESS, CATCHER	1										1
4	-	1A6150-76950	BAND 250	3										0
5	-	1E6780-82121	STOP UNIT, HORN	1										1

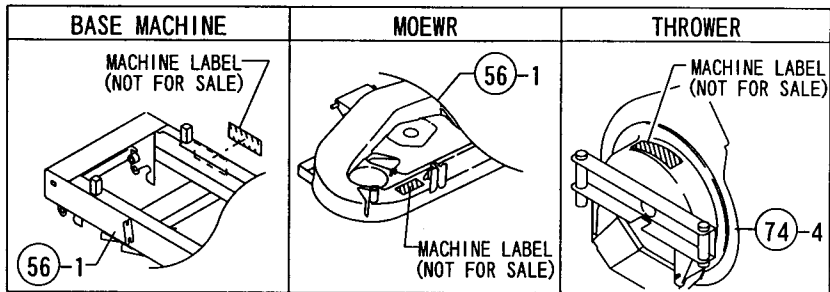
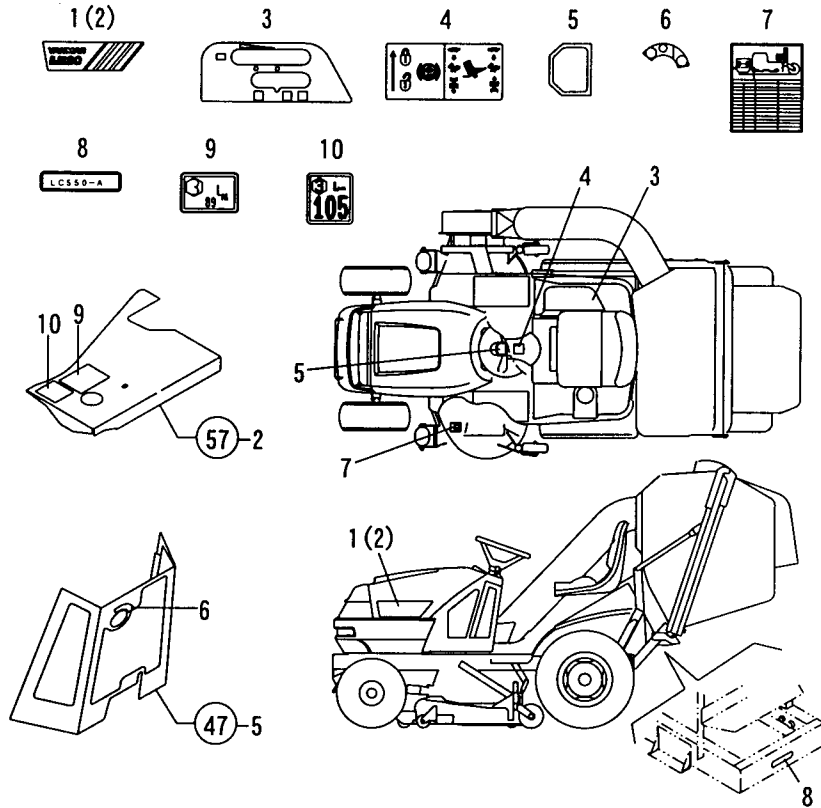
REMARKS

*LE20MCEU SPEC.

↑ * LE20MCEU SPEC.

N132431

78. LABELS



N132432

 | (1) LE20MCEU, LE20REU SPEC.
(2) LE20MCEU SPEC.

1H08
 (1H07)

 NPC-3658

78. LABELS

98.12.15

(A)=LE20 (D)=
 (B)= (E)=
 (C)= (F)=

REF. No.	LEV. 0	PART NO.	DESCRIPTION	-----Q'TY-----						I	P	U	A	R
				(A)	(B)	(C)	(D)	(E)	(F)					
1	.	1A6157-91100	LABEL 20-L, SIDE	1										
2	.	1A6157-91130	LABEL 20-R, SIDE	1										
3	.	1A6150-91200	LABEL, LEVER	1									1	
4	.	1A6150-91311	LABEL, PARK'G LEVER	1									0	
5	.	1W4905-70050	PLATE, NAME	1									1	
6	.	1A6150-91340	LABEL, KEY	1									1	
7	.	1A6150-92150	LABEL, CUTTING HEIGHT	1									1	(1)
8	.	1A6150-94300	LABEL "LC550A"	1									1	
9	.	1A6150-92200	LABEL	1									1	(2)
10	.	1A6150-92210	LABEL, S 105	1									1	(2)

----- REMARKS -----
 (1) LE20MCEU, LE20REU SPEC. | (1) LE20MCEU, LE20REU SPEC.
 (2) LE20MCEU SPEC. | (2) LE20MCEU SPEC.

N132432

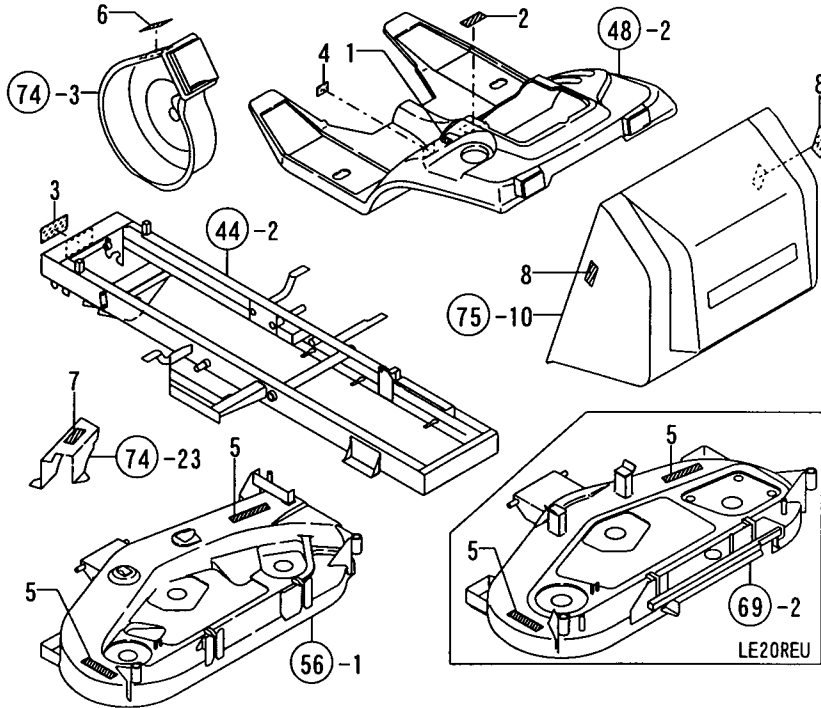
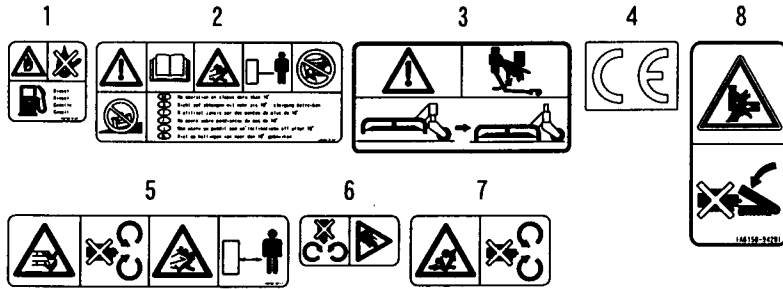
79. LABELS (PRODUCT LIABILITY)

1H09
1H07
NPC-3658

79. LABELS (PRODUCT LIABILITY)

98.12.15

(A)=LE20 (D)=
(B)= (E)=
(C)= (F)=



N132433

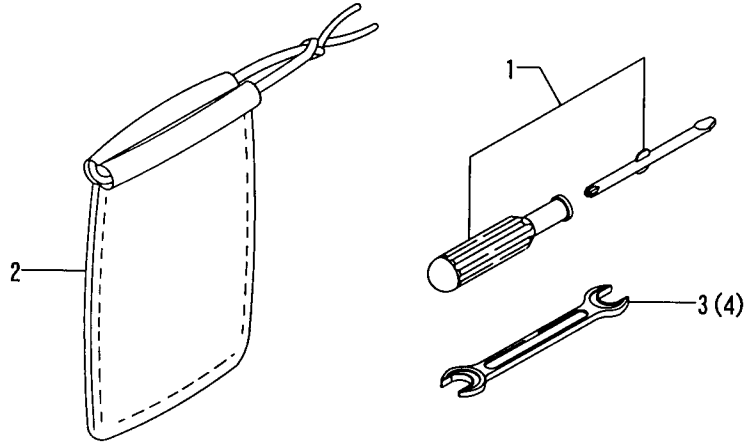
(1)LE20MCEU SPEC.

REF. NO.	LEV. 0	PART NO.	DESCRIPTION	Q'TY						I	P/U	A	R
				(A)	(B)	(C)	(D)	(E)	(F)				
1	.	1A6150-91251	LABEL,RAKE CAUTION	1								1	
2	.	1A6150-91321	LABEL,OPERAT.PROCED.	1								1	
3	.	1A6150-91371	LABEL,ELEVAT.LINK	1								1	
4	.	1A6150-91400	MARK "CE"	1								1	
5	.	1A6150-92111	LABEL,DANGER BLADE	2								1	(1
6	.	1A6150-93101	LABEL,THROWER	1								1	(1
7	.	1A6150-93151	LABEL,COVER	1								1	(1
8	.	1A6150-94201	LABEL,CAUTION	2								0	(1

REMARKS (1)LE20MCEU SPEC. (1)LE20MCEU SPEC.

N132433

80. TOOLS



N132434

1H10
(1H07)
NPC-3658

80. TOOLS

98.12.15

(A)=LE20 (D)=
(B)= (E)=
(C)= (F)=

REF. NO.	LEV. 0	PART NO.	DESCRIPTION	-----Q'TY-----						I P/U A R
				(A)	(B)	(C)	(D)	(E)	(F)	
1	.	104200-92350	DRIVER, SCREW	1						1
2	.	1E6511-98910	BAG U, TOOL	1						1
3	.	28110-100120	WRENCH 10X12	1						1
4	.	28110-140170	WRENCH 14X17	1						1

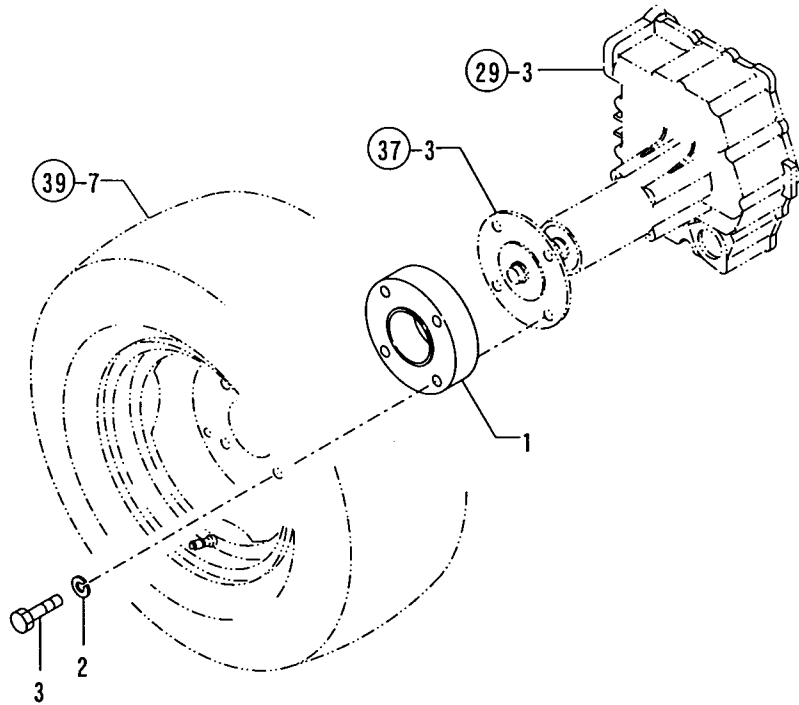
81. WHEEL FLANGE (OPTION)

1H12
(1H11)
NPC-3658

81. WHEEL FLANGE (OPTION)

98.12.15

(A)=LE20 (D)=
(B)= (E)=
(C)= (F)=



N134490

*7A6157-83100 WHEEL FLANGE ASSY.
(OPTION)

REF. NO.	LEV. 0	PART NO.	DESCRIPTION	Q'TY						I	P/U	A	R
				(A)	(B)	(C)	(D)	(E)	(F)				
1	-	1A6157-83100	WHEEL FLANGE	2									0
2	-	22217-140000	SPRING WASHER 14	8									10
3	-	26156-140702	BOLT 14X70	8									1

REMARKS
*7A6157-83100ホイールフランジ Assy (オプション) | *7A6157-83100 WHEEL FLANGE ASSY.
(OPTION)

N134490

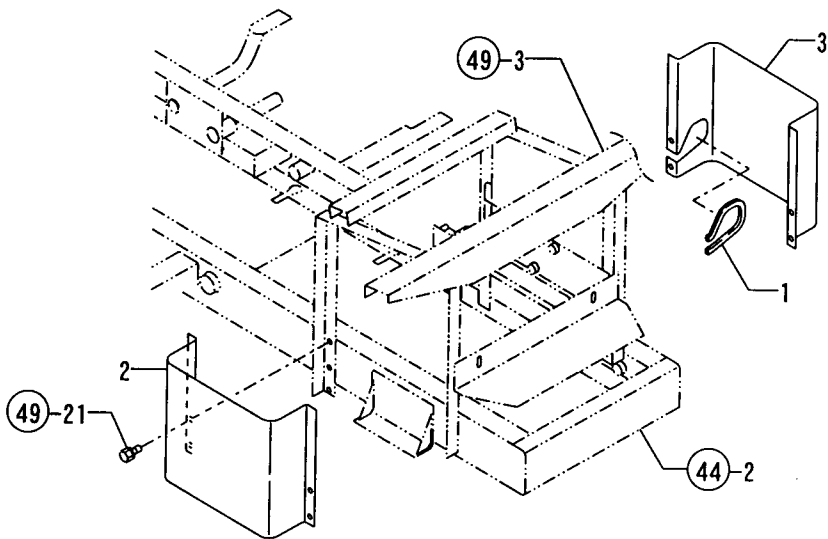
82. CHAIN COVER(OPTION)

1H13
 (1H11)
 NPC-3658

82. CHAIN COVER(OPTION)

98.12.15

(A)=LE20 (D)=
 (B)= (E)=
 (C)= (F)=



REF. NO.	LEV. 0	PART NO.	DESCRIPTION	Q'TY						I	P	U	A	R
				(A)	(B)	(C)	(D)	(E)	(F)					
1	.	172165-79800	RUBBER 150	1										1
2	.	1A6157-83140	COVER L, CHAIN	1										0
3	.	1A6157-83150	COVER R, CHAIN	1										0

N134491

*7A6157-83200 CHAIN COVER ASSY.
 (OPTION)

REMARKS
 *7A6157-83200 チェンカバー-ASY(オプション) | *7A6157-83200 CHAIN COVER ASSY.
 (OPTION)

N134491

PART NO.	GRP. NO.	REF. NO.	LOC. NO.	PART NO.	GRP. NO.	REF. NO.	LOC. NO.	PART NO.	GRP. NO.	REF. NO.	LOC. NO.	PART NO.	GRP. NO.	REF. NO.	LOC. NO.	
XM069000000	16	8	1C03	1A6150-06350	24	4	1D10	1A6150-15670	35	7	1E06	1A6150-42760	47	17	1F05	
XM219230000	16	3	1C03	1A6150-08100	26	2	1D12	1A6150-15680	35	4	1E06	1A6150-43020	48	3	1F06	
XM329830000	16	4	1C03	1A6150-08180	26	3	1D12	1A6150-17100	31	2	1E02	1A6150-43030	48	4	1F06	
XM771870000	16	16	1C03	1A6150-08250	27	3	1D13	1A6150-17110	31	4	1E02	1A6150-43100	48	5	1F06	
XM860250000	16	5	1C03	1A6150-08260	27	4	1D13	1A6150-17120	31	5	1E02	1A6150-43120	48	6	1F06	
XM863720000	16	6	1C03	1A6150-08270	24	5	1D10	1A6150-17140	31	6	1E02	1A6150-44300	49	4	1F07	
XYSPS400800	16	11	1C03		47	24	1F05	1A6150-21290	36	4	1E08	1A6150-44333	49	5	1F07	
XYSPS402400	16	12	1C03	1A6150-11150	28	2	1D15	1A6150-21350	36	6	1E08	1A6150-44350	49	6	1F07	
X2114275010	15	14	1C02	1A6150-11250	28	3	1D15	1A6150-22200	37	1	1E09	1A6150-51010	50	4	1F09	
X2114715500	15	3	1C02	1A6150-11300	28	4	1D15	1A6150-22210	37	2	1E09	1A6150-51101	50	5	1F09	
X2114811000	15	4	1C02	1A6150-11350	28	5	1D15	1A6150-22250	37	3	1E09	1A6150-51110	50	6	1F09	
1A1040-43900	33	6	1E04	1A6150-11500	28	6	1D15	1A6150-22690	38	1	1E10	1A6150-53100	51	4	1F10	
1A1040-48070	29	14	1D16	1A6150-12004	29	3	1D16	1A6150-22700	38	2	1E10	1A6150-53180	51	5	1F10	
	59	6	1G03	1A6150-12012	29	4	1D16	1A6150-22750	38	12	1E10	1A6150-53200	51	6	1F10	
	71	4	1G16	1A6150-12020	30	1	1E01	1A6150-22760	38	13	1E10	1A6150-53300	51	7	1F10	
1A1070-28210	29	12	1D16	1A6150-12030	29	5	1D16	1A6150-22770	38	14	1E10	1A6150-53321	51	8	1F10	
1A1280-69500	33	8	1E04	1A6150-12043	29	6	1D16	1A6150-22800	38	3	1E10	1A6150-53341	51	9	1F10	
1A1380-23710	51	2	1F10	1A6150-12080	29	7	1D16	1A6150-23000	39	1	1E11	1A6150-53350	51	10	1F10	
1A1380-48150	74	2	1H03	1A6150-12100	29	8	1D16	1A6150-23010	39	2	1E11	1A6150-53380	51	11	1F10	
1A1380-51700	47	18	1F05	1A6150-12120	29	9	1D16	1A6150-23020	39	3	1E11	1A6150-53420	52	4	1F11	
1A1410-48050	29	13	1D16	1A6150-12200	30	2	1E01	1A6150-23030	39	5	1E11	1A6150-53430	52	5	1F11	
1A1490-40540	23	14	1D09	1A6150-12211	30	3	1E01	1A6150-23250	39	7	1E11	1A6150-53440	52	6	1F11	
1A1550-56250	53	5	1F12	1A6150-12222	30	4	1E01	1A6150-23260	39	8	1E11	1A6150-53470	52	7	1F11	
1A1680-56450	26	14	1D12	1A6150-12232	30	5	1E01	1A6150-23270	39	9	1E11	1A6150-53500	52	8	1F11	
1A1700-92310	71	14	1G16	1A6150-12261	30	6	1E01	1A6150-23280	39	11	1E11	1A6150-53600	53	14	1F12	
1A6150-00680	17	1	1D03	1A6150-12270	30	7	1E01	1A6150-25401	40	5	1E12	1A6150-54301	54	3	1F13	
1A6150-00700	17	2	1D03	1A6150-12500	31	1	1E02	1A6150-31451	44	3	1F01	1A6150-54360	54	4	1F13	
1A6150-00710	17	3	1D03	1A6150-12510	31	3	1E02	1A6150-31550	44	4	1F01	1A6150-54370	46	10	1F04	
1A6150-02450	18	1	1D04	1A6150-13010	32	1	1E03	1A6150-31650	44	5	1F01		54	5	1F13	
1A6150-02500	18	2	1D04	1A6150-13050	32	10	1E03	1A6150-35050	45	1	1F02	1A6150-54400	54	6	1F13	
1A6150-02510	18	3	1D04	1A6150-13060	32	11	1E03	1A6150-35201	45	4	1F02	1A6150-54540	53	2	1F12	
1A6150-02520	18	4	1D04	1A6150-13070	32	12	1E03	1A6150-35301	45	6	1F02	1A6150-54580	53	3	1F12	
1A6150-02530	18	5	1D04	1A6150-13080	32	13	1E03	1A6150-35351	45	7	1F02	1A6150-54650	54	7	1F13	
1A6150-02540	24	1	1D10	1A6150-13090	32	14	1E03	1A6150-35700	45	8	1F02	1A6150-54700	53	4	1F12	
1A6150-03100	19	1	1D05	1A6150-13200	32	2	1E03	1A6150-35750	45	9	1F02	1A6150-57100	55	2	1F14	
1A6150-03151	19	2	1D05	1A6150-13210	32	3	1E03	1A6150-41100	46	3	1F04	1A6150-57201	55	3	1F14	
1A6150-03171	19	3	1D05	1A6150-13220	32	4	1E03	1A6150-41120	46	4	1F04	1A6150-57211	55	4	1F14	
1A6150-03211	19	4	1D05	1A6150-13230	32	5	1E03	1A6150-41150	46	5	1F04	1A6150-57220	55	5	1F14	
1A6150-03250	20	1	1D06	1A6150-13240	32	6	1E03	1A6150-41160	46	6	1F04	1A6150-61320	56	2	1F16	
		2	1D06	1A6150-15010	33	21	1E04	1A6150-41300	46	7	1F04	1A6150-61701	57	2	1G01	
1A6150-04010	21	1	1D07	1A6150-15081	33	2	1E04	1A6150-41400	46	8	1F04	1A6150-61770	57	8	1G01	
1A6150-04250	21	2	1D07	1A6150-15102	33	3	1E04	1A6150-41550	46	9	1F04	1A6150-61801	57	9	1G01	
1A6150-05080	22	1	1D08	1A6150-15200	33	4	1E04	1A6150-42300	47	5	1F05	1A6150-61830	57	3	1G01	
1A6150-05150	22	46	1D08	1A6150-15250	33	5	1E04	1A6150-42380	47	6	1F05			10	1G01	
1A6150-05310	22	2	1D08	1A6150-15301	34	1	1E05	1A6150-42390	47	7	1F05			70	2	1G14
1A6150-05450	22	3	1D08	1A6150-15370	34	2	1E05	1A6150-42401	47	8	1F05				16	1G14
1A6150-05520	22	6	1D08	1A6150-15410	35	1	1E06	1A6150-42500	47	9	1F05	1A6150-61840	57	11	1G01	
		7	1D08	1A6150-15451	35	2	1E06	1A6150-42581	47	10	1F05			70	3	1G14
1A6150-05530	22	8	1D08	1A6150-15501	34	14	1E05	1A6150-42590	47	11	1F05				17	1G14
		9	1D08	1A6150-15511	35	3	1E06	1A6150-42700	47	12	1F05	1A6150-61850	57	4	1G01	
1A6150-05580	22	11	1D08	1A6150-15550	34	3	1E05	1A6150-42710	47	13	1F05				12	1G01
1A6150-05601	22	12	1D08	1A6150-15590	35	5	1E06	1A6150-42720	47	14	1F05			70	4	1G14
1A6150-06201	24	2	1D10	1A6150-15611	35	16	1E06	1A6150-42740	47	15	1F05	1A6150-61860	70	18	1G14	
1A6150-06300	24	3	1D10	1A6150-15651	35	6	1E06	1A6150-42750	47	16	1F05	1A6150-61870	57	5	1G01	

PART NO.	GRP. NO.	REF. NO.	LOC NO.	PART NO.	GRP. NO.	REF. NO.	LOC NO.	PART NO.	GRP. NO.	REF. NO.	LOC NO.	PART NO.	GRP. NO.	REF. NO.	LOC NO.
1A6150-61870	70	5	1G14	1A6150-69970	70	10	1G14	1A6150-91311	78	4	1H08	1A6157-83150	82	3	1H13
1A6150-61891	47	19	1F05			24	1G14	1A6150-91321	79	2	1H09	1A6157-91100	78	1	1H08
	57	13	1G01	1A6150-71010	71	6	1G16	1A6150-91340	78	6	1H08	1A6157-91130	78	2	1H08
1A6150-61900	57	14	1G01	1A6150-71151	71	7	1G16	1A6150-91371	79	3	1H09	1C1100-21100	40	2	1E12
1A6150-61911	58	1	1G02	1A6150-71160	71	8	1G16	1A6150-91400	79	4	1H09	1C6281-52310	33	7	1E04
1A6150-61960	70	19	1G14	1A6150-71170	71	9	1G16	1A6150-92111	79	5	1H09		53	1	1F12
1A6150-61980	58	2	1G02	1A6150-71200	71	10	1G16	1A6150-92150	78	7	1H08	1C6560-42290	72	1	1H01
1A6150-62010	59	7	1G03	1A6150-71251	71	11	1G16	1A6150-92200	78	9	1H08	1C6660-11120	28	1	1D15
1A6150-62070	59	8	1G03	1A6150-71350	70	25	1G14	1A6150-92210	78	10	1H08	1C6720-47280	43	7	1E15
1A6150-62090	59	9	1G03		71	12	1G16	1A6150-93101	79	6	1H09	1E4010-76220	67	10	1G11
1A6150-62100	59	10	1G03	1A6150-71370	71	13	1G16	1A6150-93151	79	7	1H09		68	11	1G12
1A6150-62200	59	11	1G03	1A6150-72010	73	2	1H02	1A6150-94201	79	8	1H09	1E4070-46290	67	2	1G11
1A6150-63010	60	1	1G04	1A6150-72050	73	3	1H02	1A6150-94300	78	8	1H08		68	2	1G12
	63	1	1G07	1A6150-72101	72	2	1H01	1A6157-02550	18	6	1D04	1E6030-73130	54	8	1F13
1A6150-63030	61	1	1G05	1A6150-72200	73	4	1H02		23	1	1D09	1E6102-84960	20	5	1D06
1A6150-63050	61	2	1G05	1A6150-72300	73	5	1H02	1A6157-05570	22	10	1D08		22	32	1D08
1A6150-63101	61	9	1G05	1A6150-73101	74	4	1H03	1A6157-05650	22	13	1D08			33	1D08
1A6150-63160	60	2	1G04	1A6150-73251	74	5	1H03	1A6157-05670	22	14	1D08		23	21	1D09
	63	2	1G07	1A6150-73300	74	6	1H03	1A6157-05750	22	15	1D08		27	9	1D13
1A6150-63250	61	13	1G05	1A6150-73352	74	7	1H03	1A6157-05760	22	16	1D08			10	1D13
	64	1	1G08	1A6150-73460	74	24	1H03	1A6157-05780	23	2	1D09			11	1D13
1A6150-63270	61	14	1G05	1A6150-73551	74	8	1H03	1A6157-05800	23	3	1D09		50	7	1F09
1A6150-63301	62	1	1G06	1A6150-73650	74	9	1H03	1A6157-05820	23	4	1D09		55	6	1F14
1A6150-63350	62	2	1G06	1A6150-73700	56	3	1F16	1A6157-05840	29	1	1D16	1E6102-84970	23	22	1D09
1A6150-63400	62	3	1G06		69	3	1G13	1A6157-05850	29	2	1D16		27	12	1D13
1A6150-63501	62	4	1G06	1A6150-76102	75	1	1H04	1A6157-05880	23	36	1D09			13	1D13
1A6150-63550	62	5	1G06	1A6150-76230	75	2	1H04	1A6157-05890	23	5	1D09			14	1D13
1A6150-63600	64	2	1G08	1A6150-76302	75	3	1H04	1A6157-05900	23	6	1D09			15	1D13
1A6150-63710	65	2	1G09	1A6150-76321	75	4	1H04	1A6157-05910	23	7	1D09			16	1D13
1A6150-63720	63	3	1G07	1A6150-76350	75	5	1H04	1A6157-05930	47	25	1F05			17	1D13
1A6150-64111	66	2	1G10	1A6150-76370	75	6	1H04	1A6157-05950	23	8	1D09		55	7	1F14
1A6150-64200	66	3	1G10	1A6150-76400	75	7	1H04	1A6157-05980	23	9	1D09	1E6150-73410	36	7	1E08
1A6150-64211	66	4	1G10	1A6150-76501	75	8	1H04	1A6157-08200	27	1	1D13	1E6192-53660	31	7	1E02
1A6150-64250	66	6	1G10	1A6150-76630	75	9	1H04	1A6157-15070	33	1	1E04	1E6251-32530	47	3	1F05
1A6150-64300	66	7	1G10	1A6150-76653	75	11	1H04	1A6157-21150	36	1	1E08	1E6470-37420	57	1	1G01
1A6150-66010	67	6	1G11	1A6150-76700	75	12	1H04	1A6157-21200	36	2	1E08		70	1	1G14
	68	5	1G12	1A6150-76710	75	13	1H04	1A6157-21250	36	3	1E08			15	1G14
1A6150-66100	67	9	1G11	1A6150-76730	75	14	1H04	1A6157-21300	36	5	1E08	1E6511-98910	80	2	1H10
	68	8	1G12	1A6150-76740	75	46	1H04	1A6157-25120	40	3	1E12	1E6570-65751	21	3	1D07
1A6150-66200	68	9	1G12	1A6150-76780	75	15	1H04	1A6157-25200	40	4	1E12	1E6650-63400	45	10	1F02
1A6150-66220	68	10	1G12	1A6150-76812	75	16	1H04	1A6157-25360	23	11	1D09	1E6650-82101	26	27	1D12
1A6150-69801	58	6	1G02	1A6150-76820	75	17	1H04	1A6157-25370	23	12	1D09	1E6650-82150	26	28	1D12
1A6150-69811	58	7	1G02	1A6150-76830	75	18	1H04	1A6157-26050	42	1	1E14	1E6680-26621	47	2	1F05
1A6150-69830	69	5	1G13	1A6150-76840	75	19	1H04	1A6157-27010	43	2	1E15		74	22	1H03
1A6150-69850	70	6	1G14	1A6150-76850	75	20	1H04	1A6157-27200	43	5	1E15	1E6681-26250	37	4	1E09
1A6150-69860	70	7	1G14	1A6150-76860	76	1	1H05	1A6157-27230	43	6	1E15	1E6740-42060	34	4	1E05
1A6150-69870	70	20	1G14	1A6150-76900	77	2	1H06	1A6157-27550	23	13	1D09	1E6780-82121	77	5	1H06
1A6150-69880	70	21	1G14	1A6150-76910	76	2	1H05	1A6157-35060	45	2	1F02	1E6820-03580	20	3	1D06
1A6150-69890	48	8	1F06	1A6150-76920	77	3	1H06	1A6157-35150	45	3	1F02	1E6820-51080	34	5	1E05
	69	7	1G13	1A6150-76930	76	3	1H05	1A6157-35250	45	5	1F02	1E6910-04940	48	1	1F06
1A6150-69900	70	8	1G14	1A6150-76940	75	47	1H04	1A6157-42010	47	4	1F05	1E6910-73220	66	8	1G10
1A6150-69910	70	22	1G14	1A6150-76950	77	4	1H06	1A6157-44150	49	3	1F07	1E7070-57060	71	5	1G16
1A6150-69930	70	9	1G14	1A6150-91200	78	3	1H08	1A6157-83100	81	1	1H12	1E8050-83240	57	6	1G01
1A6150-69950	70	23	1G14	1A6150-91251	79	1	1H09	1A6157-83140	82	2	1H13	1E8060-64480	73	1	1H02

PART NO.	GRP. NO.	REF. NO.	LOC NO.	PART NO.	GRP. NO.	REF. NO.	LOC NO.	PART NO.	GRP. NO.	REF. NO.	LOC NO.	PART NO.	GRP. NO.	REF. NO.	LOC NO.
1E8060-65760	62	6	1G06	110250-55610	14	7	1C01	119260-07900	4	1	1B06	119600-52021	14	16	1C01
1E8080-65830	42	2	1E14	114250-11120	4	17	1B06	119260-11100	4	15	1B06	119600-61100	12	4	1B14
1E8080-78690	46	13	1F04	114250-11180	4	18	1B06	119260-11110	4	16	1B06	119600-61200	12	5	1B14
1E8130-53120	29	15	1D16	114250-53130	13	11	1B16	119260-11200	4	25	1B06	119600-61541	12	44	1B14
1E8130-66791	22	4	1D08	114250-53400	13	13	1B16	119260-11240	4	26	1B06	119600-61650	12	46	1B14
1E8270-04090	70	14	1G14	114371-77110	15	5	1C02	119260-11260	4	29	1B06	119600-61900	12	50	1B14
1E8350-33850	22	17	1D08	114371-77140	15	6	1C02	119260-11270	4	30	1B06	119600-66020	12	60	1B14
1E8361-17140	65	1	1G09	114371-77160	15	7	1C02	119260-11280	4	31	1B06	119600-66840	12	78	1B14
1E8361-35410	30	9	1E01	114371-77170	15	11	1C02	119260-11310	4	52	1B06	119620-01620	3	1	1B05
1S0070-63100	69	1	1G13	114371-77180	15	2	1C02	119260-11330	4	46	1B06	119620-01800	2	4	1B04
1T3660-87230	45	12	1F02	114371-79040	15	8	1C02	119260-11340	4	21	1B06	119620-02450	7	4	1B09
1W0151-09066	46	1	1F04	114371-79050	15	9	1C02	119260-11370	4	22	1B06	119620-11350	4	42	1B06
1W3851-00950	26	1	1D12	114371-79060	15	10	1C02	119260-11800	4	9	1B06	119620-21500	8	11	1B10
1W3851-20230	26	16	1D12	114371-79070	15	17	1C02	119260-13110	6	2	1B08	119620-21941	8	10	1B10
1W3852-70061	26	15	1D12	118400-03060	4	53	1B06	119260-13202	6	6	1B08	119620-23910	8	30	1B10
1W3854-70150	26	17	1D12	119000-77202	16	2	1C03	119260-14100	7	7	1B09	119620-25912	7	13	1B09
1W3985-11710	49	2	1F07	119000-77210	16	7	1C03	119260-14200	7	1	1B09	119620-42350	10	17	1B12
1W4473-10020	41	1	1E13	119000-77220	16	9	1C03	119260-14400	7	2	1B09	119620-51170	11	7	1B13
1W4473-20030	41	2	1E13	119000-77230	16	10	1C03	119260-14580	7	3	1B09	119620-51180	11	8	1B13
1W4621-60320	46	11	1F04	119000-77260	16	15	1C03	119260-21200	8	5	1B10	119620-51190	11	9	1B13
1W4647-50140	49	7	1F07	119000-77711	26	18	1D12	119260-21650	8	8	1B10	119620-51250	11	10	1B13
1W4647-50150	49	8	1F07	119209-35030	9	26	1B11	119260-25100	7	11	1B09	119620-51340	11	26	1B13
1W4647-50160	49	9	1F07	119209-59810	13	25	1B16	119260-32000	9	1	1B11	119620-51350	11	27	1B13
1W4850-10060	26	4	1D12	119209-59820	13	29	1B16	119260-35090	9	25	1B11	119620-51370	11	28	1B13
1W4851-20110	26	6	1D12	119209-59830	13	33	1B16	119260-42020	10	14	1B12	119620-51450	11	29	1B13
1W4851-40030	26	7	1D12	119225-07910	4	2	1B06	119260-59520	13	39	1B16	119620-51461	11	30	1B13
1W4905-70050	78	5	1H08	119225-13101	6	1	1B08	119260-59530	13	40	1B16	119620-51510	11	32	1B13
1W4981-10441	51	1	1F10	119225-14200	7	22	1B09	119263-01490	2	26	1B04	119620-51650	11	34	1B13
1W4981-10850	54	1	1F13	119225-35300	9	16	1B11	119263-01590	2	1	1B04	119620-51660	11	35	1B13
1W4981-90090	32	15	1E03	119225-51100	11	4	1B13	119263-26001	7	17	1B09	119620-51670	11	36	1B13
1W4982-11540	49	1	1F07	119225-51300	11	22	1B13	119265-01341	1	24	1B03	119620-51680	11	37	1B13
1W6521-10080	67	1	1G11	119225-59040	14	22	1C01	119265-11260	4	41	1B06	119620-51700	11	38	1B13
	68	1	1G12	119225-59560	13	49	1B16	119265-11700	4	5	1B06	119620-53000	13	3	1B16
1W6522-50630	67	3	1G11	119232-61540	12	43	1B14	119265-21700	8	1	1B10	119620-53080	13	6	1B16
	68	3	1G12	119244-59020	14	18	1C01	119265-22300	8	24	1B10	119620-53120	13	10	1B16
1W6522-50640	67	4	1G11	119254-42000	10	1	1B12	119265-22500	8	18	1B10	119620-53140	13	12	1B16
	68	4	1G12	119255-21590	8	12	1B10	119265-22601	8	16	1B10	119620-59700	13	44	1B16
1W6522-60530	67	5	1G11	119255-53100	13	7	1B16	119265-22930	8	34	1B10	119621-21680	8	9	1B10
101304-59020	14	23	1C01	119256-42290	10	16	1B12	119265-22950	8	36	1B10	119621-49800	10	21	1B12
102100-67080	12	90	1B15	119258-01770	3	6	1B05	119265-23100	8	26	1B10	119621-66051	12	61	1B14
102103-55520	14	6	1C01	119258-12500	18	7	1D04	119265-23200	8	31	1B10	119623-01950	2	35	1B04
104200-55321	14	2	1C01	119258-12530	18	9	1D04	119266-01200	1	23	1B03	119629-49070	24	10	1D10
104200-55330	14	3	1C01	119258-13500	6	7	1B08	119266-02410	1	16	1B03	119629-49080	24	11	1D10
104200-55750	14	11	1C01	119258-44500	24	17	1D10	119270-12100	5	1	1B07	119631-77011	15	1	1C02
104200-59170	14	26	1C01	119258-44740	10	18	1B12	119270-12110	5	2	1B07	119631-77651	15	12	1C02
104200-92350	80	1	1H10	119258-49010	18	22	1D04	119285-66080	12	52	1B14	119631-77780	15	16	1C02
104264-59030	14	19	1C01	119258-49020	18	23	1D04	119285-66500	12	63	1B14	119632-77920	26	25	1D12
		30	1C01	119258-55621	14	1	1C01	119288-61200	12	14	1B14	119642-59540	13	37	1B16
104500-55710	14	10	1C01	119258-77060	15	20	1C02	119288-61510	12	28	1B14	119642-59550	13	42	1B16
105010-11230	4	33	1B06	119259-66900	12	88	1B14	119305-35150	9	15	1B11	119642-59570	13	43	1B16
		37	1B06	119260-01510	2	29	1B04	119462-26020	2	10	1B04	119643-66900	27	2	1D13
105025-59550	13	41	1B16	119260-02020	1	6	1B03	119462-59190	14	27	1C01	119645-77820	4	58	1B06
105546-51330	11	25	1B13	119260-03020	4	48	1B06	119600-11450	4	23	1B06	119650-44580	24	18	1D10
105582-59150	14	31	1C01	119260-03031	4	49	1B06	119600-11460	4	24	1B06	119650-66510	12	68	1B14

PART NO.	GRP. NO.	REF. NO.	LOC. NO.	PART NO.	GRP. NO.	REF. NO.	LOC. NO.	PART NO.	GRP. NO.	REF. NO.	LOC. NO.	PART NO.	GRP. NO.	REF. NO.	LOC. NO.
119650-77330	16	17	1C03	124097-77710	15	13	1C02	172162-61870	22	19	1D08	194990-22050	29	11	1D16
119650-77910	26	19	1D12	124160-01751	2	5	1B04	172165-79800	22	31	1D08	194990-22140	46	2	1F04
		22	1D12		4	47	1B06		82	1	1H13	195160-13870	74	1	1H03
119654-66700	12	93	1B15	124160-11360	4	45	1B06	172183-46440	23	15	1D09	197108-14120	66	1	1G10
119655-12560	18	11	1B04	124160-39450	9	28	1B11	172519-76120	23	20	1D09	198220-01261	50	3	1F09
119656-66910	12	89	1B14	124160-77020	27	8	1D13	172519-76140	22	23	1D08		52	3	1F11
119660-01551	2	32	1B04	124195-77770	15	15	1C02	172631-78220	22	30	1D08	198220-52180	26	10	1D12
119660-01562	2	33	1B04	124240-01883	2	6	1B04	172637-76110	22	20	1D08	198230-61880	49	10	1F07
119660-01570	2	34	1B04	124450-44560	18	19	1D04	172725-16160	25	1	1D11	198511-15620	40	1	1E12
119660-01821	7	21	1B09	124465-44950	10	27	1B12	172725-16380	24	6	1D10	198511-25580	71	1	1G16
119660-01911	2	7	1B04			29	1B12		47	1	1F05	198511-25590	71	2	1G16
119660-25022	7	9	1B09	124550-59820	13	45	1B16	172730-61890	48	7	1F06	198511-26200	59	5	1G03
119660-25052	7	10	1B09	124550-66370	12	62	1B14	172734-14620	18	14	1D04	198511-31511	38	4	1E10
119660-32020	9	11	1B11	124722-49160	24	13	1D10	174307-51700	12	29	1B14	198511-31561	38	5	1E10
119660-51500	11	31	1B13	124756-67510	12	91	1B15	192180-25980	30	8	1E01	198511-31570	38	6	1E10
119660-51530	11	33	1B13	124766-59050	13	48	1B16	194080-75790	74	10	1H03	198511-51450	27	7	1D13
119660-61052	12	18	1B14		14	20	1C01	194145-04810	44	1	1F01	198511-63100	49	11	1F07
119660-61060	12	2	1B14			24	1C01	194150-01190	50	2	1F09	198511-63120	49	12	1F07
119660-61071	12	3	1B14	128300-77920	26	26	1D12	194151-04141	19	5	1D05		58	3	1G02
119660-61121	12	11	1B14	129100-01580	8	2	1B10	194151-04150	19	6	1D05	198511-66220	46	12	1F04
119660-61140	12	12	1B14		15	19	1C02	194151-47760	66	5	1G10	198525-89960	23	23	1D09
119660-61150	12	13	1B14	129100-61930	12	59	1B14	194151-57100	77	1	1H06	22117-040000	12	47	1B14
119660-61300	12	9	1B14	129107-44590	24	19	1D10	194190-34730	39	4	1E11	22117-060000	32	16	1E03
119660-61341	12	10	1B14	129132-34800	9	14	1B11			10	1E11		35	17	1E06
119660-61460	12	19	1B14	129150-35350	9	24	1B11	194190-61761	44	6	1F01		50	8	1F09
119660-61491	12	27	1B14	129150-49080	24	9	1D10	194194-13570	59	1	1G03		53	6	1F12
119660-61901	12	51	1B14	129150-49090	24	12	1D10	194194-13580	59	2	1G03		76	4	1H05
119808-12540	18	10	1D04	129150-49100	24	8	1D10	194200-25590	59	3	1G03	22117-080000	35	8	1E06
119810-55340	14	4	1C01	129150-59120	13	20	1B16	194200-25600	59	4	1G03		49	13	1F07
119840-61870	12	75	1B14	129150-59131	13	23	1B16	194200-31851	38	7	1E10			14	1F07
119865-12600	18	12	1D04	129155-51280	12	15	1B14	194200-31861	38	8	1E10		51	12	1F10
121023-01550	2	23	1B04	129155-61480	12	22	1B14	194200-31871	38	9	1E10			13	1F10
121250-44901	10	26	1B12	129155-61830	13	2	1B16	194200-31881	38	10	1E10		53	7	1F12
121254-55510	14	5	1C01	129155-77800	4	57	1B06	194200-37510	51	3	1F10			8	1F12
121257-55720	14	8	1C01	129350-26490	7	19	1B09		54	2	1F13			15	1F12
121257-55731	14	13	1C01	129350-49530	10	20	1B12	194201-61750	25	6	1D11			16	1F12
121267-44760	10	25	1B12	129350-49541	10	22	1B12	194210-13561	29	10	1D16		55	8	1F14
121450-01560	2	30	1B04	172110-36010	71	3	1G16	194215-12341	43	1	1E15			9	1F14
		44	1B04	172116-14610	20	4	1D06	194250-04301	19	7	1D05		58	4	1G02
121450-42450	10	28	1B12	172122-14610	18	13	1D04	194300-13340	43	3	1E15	22117-100000	49	15	1F07
121450-44531	18	17	1D04	172123-76120	22	21	1D08	194450-52150	26	9	1D12		51	14	1F10
121465-59950	12	74	1B14			22	1D08	194550-51220	27	6	1D13		74	11	1H03
121468-44510	18	15	1D04		23	19	1D09	194630-01150	52	1	1F11	22117-120000	21	4	1D07
121468-44540	18	18	1D04	172126-16540	27	5	1D13	194630-48930	22	18	1D08		45	13	1F02
121470-44521	18	16	1D04	172137-69840	69	6	1G13	194630-52190	26	11	1D12			14	1F02
121470-44581	18	20	1D04	172141-76180	22	24	1D08	194630-52210	26	12	1D12			15	1F02
121520-01851	14	15	1C01			27	1D08	194630-64770	25	7	1D11		51	15	1F10
121520-34810	9	13	1B11	172146-62890	23	17	1D09	194740-00160	50	1	1F09		55	10	1F14
121550-49111	10	24	1B12			18	1D09	194800-51510	25	2	1D11		62	7	1G06
121575-66830	12	77	1B14	172147-61520	52	9	1F11	194802-56100	26	13	1D12	22137-040000	11	43	1B13
124060-01050	1	5	1B03	172147-62290	23	16	1D09	194940-01230	52	2	1F11	22137-060000	25	8	1D11
124060-21600	8	15	1B10	172156-11150	23	10	1D09		55	1	1F14		76	5	1H05
124066-59100	13	38	1B16	172156-73720	22	5	1D08	194990-22050	2	21	1B04	22137-080000	2	11	1B04
124085-02220	3	4	1B05	172162-17330	26	8	1D12		12	1	1B14		19	9	1D05

PART NO.	GRP. NO.	REF. NO.	LOC. NO.	PART NO.	GRP. NO.	REF. NO.	LOC. NO.	PART NO.	GRP. NO.	REF. NO.	LOC. NO.	PART NO.	GRP. NO.	REF. NO.	LOC. NO.
22137-080000	22	34	1D08	22217-100000	33	9	1E04	22272-000070	35	15	1E06	22487-120300	45	25	1F02
	29	16	1D16		40	6	1E12	22272-000120	34	8	1E05	22487-120400	45	26	1F02
		17	1D16		42	3	1E14		51	16	1F10	22512-040120	7	8	1B09
	35	9	1E06		44	7	1F01	22273-000070	50	10	1F09			26	1B09
	54	9	1F13		61	3	1G05	22273-000090	51	17	1F10		8	6	1B10
		10	1F13		67	12	1G11	22351-030014	12	49	1B14	22512-070300	36	8	1E08
22137-100000	75	21	1H04		68	13	1G12	22351-030020	51	18	1F10	22550-050200	33	14	1E04
	29	18	1D16		69	10	1G13	22351-040010	2	31	1B04		59	15	1G03
	32	17	1E03		70	27	1G14		12	56	1B14		71	18	1G16
	50	9	1F09		71	15	1G16	22351-040020	45	18	1F02	22550-070200	60	3	1G04
	52	10	1F11		74	13	1H03	22351-040032	52	11	1F11		63	4	1G07
22137-120000	41	3	1E13		75	29	1H04	22351-050025	56	5	1F16	22857-500100	4	55	1B06
	62	8	1G06	22217-120000	61	11	1G05	22351-050032	21	6	1D07	23000-013000	20	6	1D06
22137-140000	75	22	1H04		62	10	1G06		74	14	1H03	23000-025000	23	24	1D09
	75	23	1H04		65	3	1G09	22351-050040	45	19	1F02	23000-035000	22	35	1D08
22137-160000	56	4	1F16	22217-140000	34	6	1E05	22351-060012	4	59	1B06		23	25	1D09
	69	4	1G13		37	6	1E09	22351-060025	56	6	1F16	23000-054000	18	25	1D04
22137-200000	67	11	1G11			7	1E09	22351-060032	51	19	1F10	23010-038000	18	26	1D04
	68	12	1G12		75	30	1H04		54	11	1F13	23065-070130	18	21	1D04
22157-060000	26	29	1D12		81	2	1H12	22351-080040	45	20	1F02	23065-120500	4	60	1B06
	46	14	1F04	22217-160000	43	9	1E15	22360-040000	12	81	1B14	23080-012000	18	27	1D04
		15	1F04	22242-000100	4	40	1B06	22360-060000	12	82	1B14		24	14	1D10
	75	24	1H04	22242-000120	21	5	1D07	22360-080000	49	19	1F07	23393-020000	22	36	1D08
		25	1H04	22242-000170	71	16	1G16	22360-100000	48	9	1F06		37	1D08	
22157-080000	45	16	1F02		73	6	1H02	22417-160160	35	18	1E06		23	26	1D09
	46	16	1F04	22242-000180	31	8	1E02		50	11	1F09	23394-020000	23	37	1D09
		17	1F04	22242-000200	7	15	1B09	22417-200100	76	9	1H05	23414-080012	13	46	1B16
	69	8	1G13		40	7	1E12	22417-200160	32	18	1E03	23414-140000	13	47	1B16
	74	25	1H03	22242-000220	43	10	1E15		35	10	1E06	23871-030000	4	12	1B06
	76	6	1H05	22242-000240	30	10	1E01		55	11	1F14	23887-120002	3	9	1B05
22157-120000	61	10	1G05	22242-000250	33	10	1E04			12	1F14	24101-060054	30	12	1E01
22190-060003	12	79	1B14	22242-000300	59	12	1G03		58	5	1G02		59	16	1G03
22190-080002	14	32	1C01	22242-000320	72	3	1H01	22417-250200	75	31	1H04	24101-062034	7	28	1B09
		33	1C01	22242-000360	28	7	1D15		45	21	1F02		71	19	1G16
22190-120002	3	8	1B05	22242-000550	33	11	1E04			22	1F02	24101-062044	31	10	1E02
	12	80	1B14	22252-000200	8	25	1B10			23	1F02	24101-062064	37	9	1E09
22207-030230	37	5	1E09	22252-000300	32	7	1E03		49	20	1F07		59	17	1G03
22217-040000	11	44	1B13	22252-000320	62	11	1G06		51	20	1F10	24101-062094	38	15	1E10
22217-060000	75	26	1H04	22252-000400	34	7	1E05			21	1F10	24101-063034	59	18	1G03
		27	1H04	22252-000401	65	4	1G09		53	9	1F12	24101-063044	71	20	1G16
		28	1H04		73	7	1H02			10	1F12	24102-063034	7	27	1B09
	76	7	1H05	22252-000420	40	8	1E12			17	1F12	24104-060034	73	8	1H02
		8	1H05		62	12	1G06			18	1F12	24104-060044	40	9	1E12
22217-080000	18	24	1D04	22252-000470	31	9	1E02		55	13	1F14	24104-060054	7	20	1B09
	45	17	1F02		33	12	1E04	22417-250250	43	11	1E15		33	15	1E04
	49	16	1F07	22252-000471	59	13	1G03	22417-320250	75	32	1H04	24104-062004	74	15	1H03
		17	1F07		61	4	1G05	22417-320320	45	24	1F02	24104-062014	51	22	1F10
		18	1F07			15	1G05	22417-500400	75	33	1H04		62	13	1G06
	58	8	1G02		64	3	1G08	22487-060160	35	19	1E06	24104-062034	34	9	1E05
	62	9	1G06	22252-000520	30	11	1E01	22487-060400	33	13	1E04		65	5	1G09
	69	9	1G13	22252-000521	71	17	1G16	22487-080160	35	11	1E06		73	9	1H02
	70	11	1G14	22252-000620	37	8	1E09	22487-080400	67	13	1G11	24104-062044	33	16	1E04
		26	1G14	22252-000621	59	14	1G03		68	14	1G12		61	5	1G05
	74	12	1H03	22272-000040	12	48	1B14	22487-100160	48	10	1F06		16	1G05	

PART NO.	GRP. NO.	REF. NO.	LOC. NO.	PART NO.	GRP. NO.	REF. NO.	LOC. NO.	PART NO.	GRP. NO.	REF. NO.	LOC. NO.	PART NO.	GRP. NO.	REF. NO.	LOC. NO.
24104-062044	64	4	1G08	26013-080162	19	10	1D05	26013-100702	32	20	1E03	26106-060752	12	84	1B14
24104-062054	39	6	1E11		23	31	1D09	26013-120252	33	19	1E04	26106-060952	12	67	1B14
24190-100003	52	12	1F11			32	1D09		36	11	1E08	26106-080142	4	3	1B06
24311-000110	22	38	1D08		24	15	1D10			12	1E08	26106-080162	4	4	1B06
	23	27	1D09			16	1D10	26014-060202	14	17	1C01		16	1	1C03
24311-000120	2	12	1B04		27	18	1D13	26014-080252	6	9	1B08	26106-080202	10	23	1B12
	4	56	1B06		46	18	1F04		16	18	1C03	26106-080452	4	43	1B06
	29	19	1D16		47	26	1F05	26014-080702	14	14	1C01		10	15	1B12
24311-000125	59	19	1G03		74	17	1H03	26018-060122	24	7	1D10	26106-080702	2	19	1B04
	71	21	1G16			27	1H03	26018-060162	46	19	1F04	26116-050102	12	85	1B14
24311-000180	22	39	1D08	26013-080202	22	42	1D08	26018-060202	18	28	1D04	26116-060162	76	11	1H05
	29	20	1D16			43	1D08		46	20	1F04	26116-060304	12	86	1B14
24311-000200	22	40	1D08			44	1D08	26018-080162	47	23	1F05	26116-080252	28	11	1D15
	23	28	1D09		33	17	1E04		57	7	1G01		51	26	1F10
24311-000210	10	11	1B12		34	11	1E05			15	1G01	26116-080352	17	6	1D03
24311-000320	2	13	1B04			12	1E05		70	12	1G14		29	22	1D16
	4	54	1B06			15	1E05			28	1G14		54	13	1F13
24311-000400	30	13	1E01		47	20	1F05	26018-080202	49	23	1F07	26116-080402	45	27	1F02
24311-240100	14	12	1C01			21	1F05	26018-080252	46	21	1F04	26116-080552	29	23	1D16
24315-000080	32	8	1E03		49	21	1F07	26018-080352	46	22	1F04	26116-080604	19	11	1D05
24315-000110	22	26	1D08		51	24	1F10	26018-080502	23	34	1D09	26116-081002	53	11	1F12
		29	1D08		67	15	1G11	26022-030252	26	31	1D12	26116-081202	29	24	1D16
	32	9	1E03		68	16	1G12	26022-040082	11	45	1B13	26116-081302	2	20	1B04
24341-000070	12	57	1B14		76	10	1H05	26022-050102	26	32	1D12	26116-100252	75	36	1H04
24341-000240	2	24	1B04	26013-080252	29	21	1D16	26022-060122	46	23	1F04	26116-100702	61	8	1G05
24341-000280	12	65	1B14		54	12	1F13	26023-060202	26	33	1D12	26116-100952	44	9	1F01
24341-000480	22	41	1D08	26013-080302	22	45	1D08	26051-060002	26	34	1D12	26116-120302	15	18	1C02
24421-173507	71	22	1G16		35	12	1E06			35	1D12	26116-120502	62	14	1G06
24421-204708	31	11	1E02		44	8	1F01			36	1D12	26116-140252	75	37	1H04
24421-254208	59	20	1G03	26013-080352	38	11	1E10			37	1D12	26117-040088	50	12	1F09
24421-255210	71	23	1G16	26013-080452	36	10	1E08		66	9	1G10	26156-100202	40	13	1E12
24421-306210	37	10	1E09	26013-080502	21	7	1D07	26051-080002	17	5	1D03	26156-140352	37	11	1E09
	59	21	1G03	26013-100162	23	33	1D09		27	19	1D13		12		1E09
24430-304205	61	6	1G05		43	13	1E15		52	13	1F11	26156-140702	81	3	1H12
24550-012100	40	10	1E12		64	5	1G08	26106-060082	3	10	1B05	26206-100202	15	21	1C02
24550-016150	34	10	1E05	26013-100202	17	4	1D03	26106-060102	12	58	1B14	26216-060402	6	4	1B08
24550-020120	51	23	1F10		28	10	1D15	26106-060122	1	25	1B03	26216-080202	6	10	1B08
24550-025200	43	12	1E15		40	12	1E12		3	11	1B05	26216-100352	2	42	1B04
24761-010000	36	9	1E08		47	22	1F05		7	16	1B09	26296-120352	66	11	1G10
	67	14	1G11		49	22	1F07		9	27	1B11	26356-120002	41	4	1E13
	68	15	1G12		67	16	1G11	26106-060162	2	14	1B04	26366-060002	2	22	1B04
	72	4	1H01		74	18	1H03			25	1B04		6	5	1B08
24761-060000	28	8	1D15	26013-100252	33	18	1E04		5	3	1B07	26366-080002	2	8	1B04
	43	4	1E15		61	7	1G05		7	29	1B09			9	1B04
25123-009001	60	4	1G04			17	1G05	26106-060222	3	5	1B05		4	44	1B06
25123-012201	63	5	1G07		68	17	1G12	26106-060252	66	10	1G10		6	8	1B08
26013-060122	74	16	1H03		71	24	1G16	26106-060282	5	4	1B07	26366-100002	2	43	1B04
		26	1H03		75	34	1H04	26106-060302	2	15	1B04	26450-060202	9	12	1B11
26013-060142	28	9	1D15			35	1H04		10	19	1B12	26557-060252	76	12	1H05
26013-060162	31	12	1E02	26013-100302	64	6	1G08	26106-060402	2	16	1B04	26587-040102	11	46	1B13
	40	11	1E12		73	10	1H02		6	3	1B08	26587-060122	75	38	1H04
26013-060252	26	30	1D12		74	19	1H03	26106-060502	2	17	1B04	26587-060162	75	39	1H04
26013-060402	23	29	1D09	26013-100402	51	25	1F10	26106-060652	2	18	1B04		40		1H04
		30	1D09	26013-100502	32	19	1E03	26106-060702	12	83	1B14		41		1H04

PART NO.	GRP. NO.	REF. NO.	LOC. NO.	PART NO.	GRP. NO.	REF. NO.	LOC. NO.	PART NO.	GRP. NO.	REF. NO.	LOC. NO.	PART NO.	GRP. NO.	REF. NO.	LOC. NO.
26587-060162	76	13	1H05	26756-100002	50	14	1F09								
26587-080102	7	30	1B09		52	14	1F11								
26668-080002	69	11	1G13	26756-120002	26	40	1D12								
26716-040002	50	13	1F09	26776-120002	12	76	1B14								
26716-060002	25	9	1D11	27221-050080	4	13	1B06								
	46	24	1F04	27221-060100	1	11	1B03								
	75	42	1H04	27231-400000	1	12	1B03								
		43	1H04	27241-100000	1	13	1B03								
	76	14	1H05	27241-250000	1	14	1B03								
26716-080002	17	7	1D03	27241-300000	1	15	1B03								
	18	29	1D04	27241-350000	4	14	1B06								
	19	12	1D05	27260-470001	59	22	1G03								
	28	12	1D15	28110-100120	80	3	1H10								
	36	13	1E08	28110-140170	80	4	1H10								
	45	28	1F02	29311-253000	27	20	1D13								
	46	25	1F04	29411-100000	27	21	1D13								
	49	24	1F07	29411-150000	27	22	1D13								
		25	1F07	7A6150-15440	35	13	1E06								
		26	1F07	7A6150-61002	56	1	1F16								
	51	27	1F10	7A6150-69000	69	2	1G13								
	53	12	1F12	7A6150-73010	74	3	1H03								
		13	1F12	7A6150-73410	74	23	1H03								
	54	14	1F13	7A6150-76640	75	10	1H04								
	58	9	1G02	7A6157-31010	44	2	1F01								
	62	15	1G06	7A6157-43010	48	2	1F06								
	70	13	1G14	714250-11570	4	19	1B06								
		29	1G14	719225-51100	11	1	1B13								
	74	20	1H03	719255-53100	13	1	1B16								
	75	44	1H04	719260-02800	1	17	1B03								
26716-100002	29	25	1D16	719260-02870	1	26	1B03								
	33	20	1E04	719260-02930	1	20	1B03								
	42	4	1E14	719260-11650	4	32	1B06								
	44	10	1F01	719260-11660	4	36	1B06								
	67	17	1G11	719260-23600	8	32	1B10								
	68	18	1G12	719260-23610	8	40	1B10								
	69	12	1G13	719265-01560	1	1	1B03								
	70	30	1G14	719620-01650	3	2	1B05								
	71	25	1G16	794130-71410	45	11	1F02								
	74	21	1H03	933168-28480	29	26	1D16								
	75	45	1H04	933171-15680	23	35	1D09								
26716-120002	61	12	1G05												
	62	16	1G06												
	65	6	1G09												
26716-160002	43	8	1E15												
26717-030002	26	38	1D12												
26717-060002	26	39	1D12												
26736-140002	73	11	1H02												
26737-140002	34	13	1E05												
26746-180002	45	29	1F02												
26756-060002	4	35	1B06												
		39	1B06												
	12	87	1B14												
		92	1B15												
26756-100002	42	5	1E14												

TOTAL (ITEM= 1,056) (REF.= 1,390)



YANMAR AGRICULTURAL EQUIPMENT CO.,LTD.

1-32, Chayamachi, Kita-ku, OSAKA 530-8321, JAPAN
Tel:06-6376-6348